


# FS313, FS323, FS333, FS343, ETC. SADDLE INSTRUCTIONS



Refer to the Ford website ([www.fordmeterbox.com](http://www.fordmeterbox.com)) for additional and most recent instructions and product information.

1. Check the outside diameter of the pipe and make certain your saddle is the proper size.
2. Clean the pipe surface thoroughly.
3. Examine the saddle gasket sealing surface and the clamping stud threads for cleanliness and/or damage.
4. Apply a water-based lubricant to the face of the gasket.
5. Mount saddle on pipe with outlet facing desired direction.
6. Tighten all nuts evenly and alternately to 60 foot pounds (30 ft-lb for the required FS313W two-bolt style saddle for PEX tubing, *which must conform to AWWA C904*), keeping gaps even between sections and from side to side. The use of a torque wrench is recommended and required to ensure proper torque.
7. Proceed with the corporation stop installation, tap and service line connection, keeping the saddle outlet and corporation stop stable. Excessive bending of the saddle band around the outlet can reduce gasket compression and allow leakage.
8. Retighten the nuts and check for leaks before backfilling.
9. Backfill and compact carefully around the corporation stop and service line to prevent ground shifts, which could damage the service line, corporation stop and/or saddle.

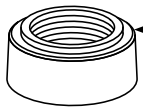
#### \* 12" AND SMALLER ARE SUITABLE FOR HDPE APPLICATIONS

**Limitations:** Pipe must be manufactured in accordance with ANSI/AWWA C906. The temperature of the fluid medium must be kept in the operating range between 55° F and 85° F. All products for use on HDPE pipe are intended for underground service only. When applicable, internal pipe stiffeners that extend beyond the product contact area must be used.

**Caution:** Ford has tested specifically designed products to ensure they will withstand pressure up to the rated pressure of HDPE pipe with proper installation. Ford has no opinion as to the suitability of its products, or of their effect, on HDPE pipe over the service lifetime of the HDPE pipe. Please consult the manufacturer of the HDPE pipe concerning its long-term performance.

\* Must use FSP3x3 style saddle for sizes 14" and larger.

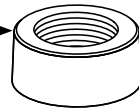
#### SADDLE OUTLET THREAD TYPE



AWWA/CC Tapered Thread

Grooved

Smooth



Iron Pipe Thread



The Ford Meter Box Co., Inc. 775 Manchester Avenue, P.O. Box 443, Wabash, Indiana, USA 46992-0443  
Telephone: 260-563-3171 FAX: 800-826-3487 Overseas FAX: 260-563-0167 [www.fordmeterbox.com](http://www.fordmeterbox.com)

FORM # 91710-99

06/17 FMB



FS313



The Ford Meter Box Co., Inc. 775 Manchester Avenue, P.O. Box 443, Wabash, Indiana, USA 46992-0443  
Telephone: 260/563-3171 FAX: 1-800-826-3487 Overseas FAX: 260/563-0167 [www.fordmeterbox.com](http://www.fordmeterbox.com)

FORM # 91710-99

06/17