

# COUPLINGS FOR PIPE AND TUBING

## SECTION J

**TYPES OF INLETS - OUTLETS**  
(one end – other end)

- 1 = Female Iron Pipe Thread
- 2 = Flare Copper Tube Nut
- 4 = Pack Joint for Plastic or Copper Tube
- 5 = Pack Joint for Iron Pipe
- 6 = Pack Joint for PE Pipe
- 7 = Pack Joint for PVC Pipe
- 8 = Male Iron Pipe Thread
- 0 = Female Copper Tube Nut Thread or "Special"

**G** = Grip Joint (3/4" - 2" CTS and 3/4" and 1" PEP)  
**Q** = Quick Joint (for indicated items)  
**IDR7** = Pack Joint for 1-1/2" and 2" PEP requires dimension ratio designation  
**IDR9** = Pack Joint for 1-1/2" and 2" PEP requires dimension ratio designation  
**TW-Q** = CTS Quick Joint with Tracer Wire Terminal (contact factory for pricing)  
**U-AWT** = Ultra-Tite Coupling (consists of components assembled watertight)  
**U** = Ultra-Tite Coupling

**Ford Coupling Numbering System**

**C** 8 4 - 3 4 - G - NL

C = Coupling  
 L = 90° Elbow  
 LA = Eighth Bend

**SIZE OF INLETS - OUTLETS**  
(one end – other end)

1 = 1/2"	5 = 1-1/4"
2 = 5/8"	6 = 1-1/2"
3 = 3/4"	7 = 2"
4 = 1"	8 = 2-1/2"

NO-LEAD

**TYPES OF INLETS - OUTLETS**  
(one end/run – other end/run – side outlet)

- 1 = Female Iron Pipe Thread
- 2 = Flare Copper Tube Nut
- 4 = Pack Joint for Plastic or Copper Tube
- 6 = Pack Joint for PE Pipe
- 8 = Male Iron Pipe Thread

**SIZE OF INLETS - OUTLETS**  
(one end – other end – side outlet)

- 1 = 1/2"
- 3 = 3/4"
- 4 = 1"
- 5 = 1-1/4"
- 6 = 1-1/2"
- 7 = 2"

**G** = Grip Joint (3/4" - 2" CTS and 3/4" and 1" PEP)  
**Q** = Quick Joint (for indicated items)  
**U-AWT** = Ultra-Tite Coupling (consists of components assembled watertight)

**Ford Tee Numbering System**

**T** 4 4 1 - 3 3 4 - G - NL

T = Tee  
 TD = Cut-In Tee

Run  
 Side Outlet

NO-LEAD

**Lead Pipe on One End**

**Q** 2 1 - 3 3 - NL

**Lead Strength**

- 1 = Strong
- 2 = Extra Strong
- 3 = Double Extra Strong

**Other End**

- 1 = Female Iron Pipe Thread
- 2 = Flare Copper Tube Nut
- 4 = Pack Joint for Plastic or Copper Tube
- 6 = Pack Joint for PE Pipe
- 8 = Male Iron Pipe Thread
- S = Solder

**SIZES**  
(one end – other end)

- 1 = 1/2"
- 2 = 5/8"
- 3 = 3/4"
- 4 = 1"
- 5 = 1-1/4"
- 6 = 1-1/2"
- 7 = 2"

NO-LEAD

**Lead Pipe on Both Ends**

**Q** 3 **Q** 3 - 4 4 - NL

**Ford Lead-Pak Numbering System**

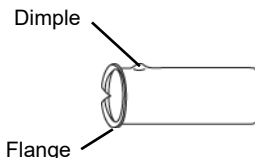
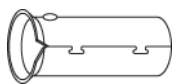
**Note:** See product listings in catalog to ensure desired sizes and options are available.

## INSERT STIFFENERS

Before using insert stiffeners, be sure inside tubing or pipe dimensions correspond to the table below.  
Ford recommends using insert stiffeners with plastic pipe or tubing.

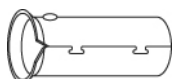
### 50 SERIES FOR POLYETHYLENE TUBING

CATALOG NUMBER	NOMINAL SIZE	PET ID	APPROX. WT. LBS.	STD *PKG. QTY.	LIST PRICE
INSERT-51	3/4"	0.681	4.8	200	\$ 2.28
INSERT-52	1"	0.875	4.2	100	2.42
** INSERT-53-72	1-1/4"	1.069	2.9	50	2.97
◆** INSERT-53-72-Q	1-1/4"	1.069	2.9	50	2.97
INSERT-54	1-1/2"	1.263	3.1	25	3.33
◆ INSERT-54-Q	1-1/2"	1.263	2.6	30	3.33
INSERT-55	2"	1.653	6.0	40	3.33
◆ INSERT-55-Q	2"	1.653	5.8	50	3.33



### 70 SERIES FOR POLYETHYLENE PIPE

CATALOG NUMBER	NOMINAL SIZE	PEP ID	APPROX. WT. LBS.	STD *PKG. QTY.	LIST PRICE
INSERT-71	3/4"	0.824	4.4	100	\$ 2.58
** INSERT-53-72	1"	1.049	2.9	50	2.97
◆** INSERT-53-72-Q	1"	1.049	2.9	50	2.97
INSERT-73	1-1/4"	1.380	5.8	75	4.42
INSERT-74	1-1/2"	1.610	5.5	45	4.86
INSERT-75	2"	2.067	9.7	50	5.32



Insert stiffeners are solid 304 tubular stainless steel, dimpled and flanged to retain placement within the service line.

### INSERTS FOR OD CONTROLLED DR11 HIGH DENSITY POLYETHYLENE (HDPE) PIPE WITH PVC O.D.

CATALOG NUMBER	NOMINAL SIZE AND PIPE TYPE	DR	HDPE O.D.	NOMINAL I.D.	LIST PRICE
** INSERT-53-72	1" IPS	11	1.315	1.055	\$ 2.97
INSERT-73-DR11	1-1/4" IPS	11	1.660	1.34	4.86
INSERT-74-DR11	1-1/2" IPS	11	1.900	1.53	5.21
INSERT-75-DR11	2" IPS	11	2.375	1.92	5.89

\* Weights for insert stiffeners are for standard package quantities.

\*\* INSERT-53-72 (-Q) fit 1-1/4" plastic tubing (1.069 I.D.), 1" plastic pipe (1.049 I.D.) and 1" IPS HDPE (1.055 I.D.).

◆ These inserts are specifically designed and required for Quick Joint fittings. These inserts are **not** suitable for any other application. Additionally, standard inserts are not compatible with Quick Joint fittings of this type and size.

#### PACK JOINT CODING

(Type of service line coded on Ford Pack Joint Nut)

- CTS - Copper and PET tubing
- PEP - PE pipe
- PVC - PVC pipe (schedule 40 and schedule 80 only)
- S - Strong lead pipe
- XS - Extra strong lead pipe
- XXS - Double extra strong lead pipe

## DIMENSION COMPARISON TABLE FOR PLASTIC, COPPER AND GALVANIZED IRON

PIPE AND TUBING TYPE	PSI	SDR	CONTROL	O.D.						I.D.					
				1/2"	3/4"	1"	1-1/4"	1-1/2"	2"	1/2"	3/4"	1"	1-1/4"	1-1/2"	2"
Copper	-	-	OD	0.625	0.875	1.125	1.375	1.625	2.125	-	-	-	-	-	-
PET	PE3408 200	SDR9	OD	0.625	0.875	1.125	1.375	1.625	2.125	-	0.681	0.875	1.069	1.263	1.653
	PE4710 250														
PEP	PE3408 200	SIDR7	ID	-	1.060	1.349	1.774	2.070	2.657	-	0.824	1.049	1.380	1.610	2.067
	PE4710 250														
PVC	-	-	OD	0.840	1.050	1.315	1.660	1.900	2.375	-	-	-	-	-	-
Galv IP	-	-	OD	0.840	1.050	1.315	1.660	1.900	2.375	-	-	-	-	-	-

**Note:** Ford Pack Joints for PVC are recommended for Schedule 40 and Schedule 80 pipe only.

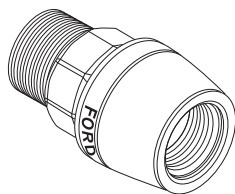
### COPPER ROUNDING TOOLS

CATALOG NUMBER	TUBE SIZE	APPROX. WT. LBS.	LIST PRICE
CRT-3	3/4"	0.7	\$ 74.00
CRT-4	1"	1.4	80.82
CRT-5	1-1/4"	2.3	107.73
CRT-6	1-1/2"	3.8	114.59
CRT-7	2"	8.0	134.79

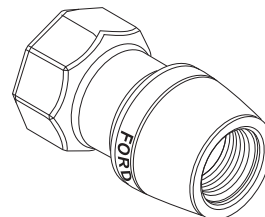


# ULTRA-TITE COMPRESSION FITTINGS FOR POLYETHYLENE PIPE (PEP/IPS) OR POLYETHYLENE TUBING (PET/CTS)

Ford's Ultra-Tite compression fitting provides an immediate lock onto polyethylene pipe (PEP/IPS) per ASTM-2239 - SDR-7 or polyethylene tubing (PET/CTS) per ASTM D-2737 - SDR-9 when inserted to the internal stop.



**PET/CTS Ultra-Tite**  
(contains red gripper ring)



**PEP/IPS Ultra-Tite**  
(contains white gripper ring)

### CHAMFER TOOL AND PARTS

Beveling the end of the pipe or tubing with the special chamfering tool permits proper engagement of the pipe or tubing into the socket.

CHAMFER TOOL PART NUMBERS			APPROX. WT. LBS.	LIST PRICE
CATALOG NUMBER	SIZE	O.D. RANGE		
PECT-4-CTS	1" PET-CTS	1.120 - 1.130	0.22	\$ 59.96
PECT-3-IPS	3/4" PEP/IPS	1.045 - 1.110	0.19	63.33
PECT-4-IPS	1" PEP/IPS	1.329 - 1.399	0.22	64.01

### CHAMFER TOOL WITH FLOW-THRU PORT FOR LIVE INSTALLATIONS

CATALOG NUMBER	PORT OPENING	SIZE	O.D. RANGE	APPROX. WT. LBS.	LIST PRICE
PECTS-3-CTS	0.400" x 0.810"	3/4" PET/CTS	0.871 - 0.879	0.16	\$ 76.14
PECTS-4-CTS	0.580" x 1.060"	1" PET/CTS	1.120 - 1.130	0.22	78.84
PECTS-3-IPS	0.580" x 1.020"	3/4" PEP/IPS	1.045 - 1.110	0.22	82.21
PECTS-4-IPS	0.680" x 1.320"	1" PEP/IPS	1.329 - 1.399	0.19	82.88



**Chamfer Tool with Flow-Thru Port**

### Replacement Blade for 3/4" and 1" Chamfer Tool

PECT-BLADE-230910	\$ 30.99
-------------------	----------

### GRIPPER RING REMOVAL TOOL

Removing the Ultra-Tite from the pipe or tubing requires a removal tool between the gripper and the pipe or tubing, to allow release of the compression.

REMOVAL TOOL PART NUMBER		LIST PRICE
CATALOG NUMBER	DESCRIPTION	
UTRT-520200	3/4" and 1" CTS-IPS	\$ 13.48 pr.

1" size requires the use of two removal tools.

### ULTRA-TITE COMPONENT PARTS

O-ring and gripper ring replacement is recommended prior to re-using the fitting.

COMPONENT PARTS		LIST PRICE
CATALOG NUMBER	DESCRIPTION	
UTGR4-3	3/4" PET Gripper Ring (red)	\$ 1.49
UTGR4-4	1" PET Gripper Ring (red)	1.66
UTGR6-3	3/4" PEP Gripper Ring (white)	1.57
UTGR6-4	1" PEP Gripper Ring (white)	1.83
ORING-650405-EP	3/4" CTS EPDM O-ring	2.40
ORING-650407-EP	1" CTS EPDM O-ring	3.22
ORING-650420-EP	3/4" IP EPDM O-ring	2.70
ORING-650422-EP	1" IP EPDM O-ring	2.80

CTS polyethylene (PE) per ASTM D-2737 - SDR-9

IPS polyethylene (PE) per ASTM-2239 - SDR-7

### TUBING / PIPE AND FORD ULTRA-TITE COMPATIBILITY TABLE

Use this table to ensure pipe/tubing compatibility.

NOMINAL SIZE OF CONNECTION	MATERIAL	TUBING OR PIPE O.D. RANGE (IN.)	TUBING OR PIPE WALL THICKNESS RANGE (IN.)	TUBING OR PIPE I.D. RANGE (IN.)
3/4" CTS PE	Polyethylene (PE)	0.871 - 0.879	0.097 - 0.107	0.657 - 0.685
1" CTS PE	Polyethylene (PE)	1.120 - 1.130	0.125 - 0.137	0.846 - 0.880
3/4" IPS PE	Polyethylene (PE)	1.045 - 1.110	0.118 - 0.138	0.809 - 0.834
1" IPS PE	Polyethylene (PE)	1.329 - 1.399	0.150 - 0.170	1.029 - 1.059

The Ford Ultra-Tite is for applications on polyethylene pipe (PEP) or tubing (PET) only.

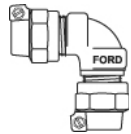
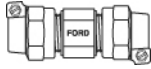
The use of a tubing insert is not required or recommended.

J

# PACK JOINT COUPLINGS FOR COPPER OR PLASTIC TUBING (CTS)

## PACK JOINT FOR COPPER OR PLASTIC TUBING (CTS) BOTH ENDS

CATALOG NUMBER	DESCRIPTION		APPROX. WT. LBS.	STD. PKG. QTY.	LIST PRICE
	P.J. FOR CTS	P.J. FOR CTS			
<b>STRAIGHT COUPLINGS</b>					
◆C44-11-NL	1/2"	1/2"	0.8	20	\$ 30.59
◆C44-12-NL	1/2"	5/8"	1.0	16	33.97
*◆C44-13-NL	1/2"	3/4"	0.8	16	29.98
*C44-14-NL	1/2"	1"	1.0	14	35.34
◆C44-22-NL	5/8"	5/8"	1.0	14	37.18
*◆C44-23-NL	5/8"	3/4"	1.0	14	33.24
◆◆C44-33-NL	3/4"	3/4"	0.9	14	29.31
C44-33S-Q-NL	3/4"	3/4"	1.1	20	29.31
‡◆C44-33-4-75-NL	3/4"	3/4"	1.4	12	48.36
▶◆C44-34-NL	3/4"	1"	0.9	12	34.05
C44-35-NL	3/4"	1-1/4"	1.7	6	55.44
◆◆C44-44-NL	1"	1"	1.2	10	33.52
C44-44S-Q-NL	1"	1"	1.3	10	33.52
‡◆C44-44-4-75-NL	1"	1"	2.0	-	55.31
C44-45-NL	1"	1-1/4"	1.5	10	49.46
◆C44-46-NL	1"	1-1/2"	2.1	4	80.16
◆C44-55-NL	1-1/4"	1-1/4"	2.2	4	57.89
C44-56-NL	1-1/4"	1-1/2"	2.8	6	92.82
◆C44-66-NL	1-1/2"	1-1/2"	3.1	10	112.18
C44-66S-Q-NL	1-1/2"	1-1/2"	3.2	6	112.18
C44-67-NL	1-1/2"	2"	3.8	2	122.23
◆C44-77-NL	2"	2"	4.5	6	151.44
C44-77S-Q-NL	2"	2"	4.	6	151.44
C44-88-NL	2-1/2"	2-1/2"	7.1	1	224.26

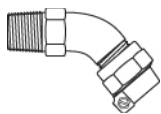
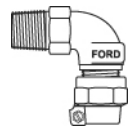
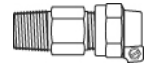


<b>ELL COUPLINGS</b>					
▶◆L44-33-NL	3/4"	3/4"	1.0	12	37.88
▶◆L44-34-NL	3/4"	1"	1.1	10	43.39
▶◆L44-44-NL	1"	1"	1.2	6	48.65
L44-55-NL	1-1/4"	1-1/4"	1.5	4	87.91
◆L44-66-NL	1-1/2"	1-1/2"	3.5	3	156.23
+ ◆L44-77-NL	2"	2"	9.5	1	316.07

<b>EIGHTH BEND COUPLINGS</b>					
◆LA44-33-NL	3/4"	3/4"	0.9	-	42.68
◆LA44-44-NL	1"	1"	1.3	-	74.07

## MALE IRON PIPE THREAD TO PACK JOINT FOR COPPER OR PLASTIC TUBING (CTS)

CATALOG NUMBER	DESCRIPTION		APPROX. WT. LBS.	STD. PKG. QTY.	LIST PRICE
	MALE IRON PIPE	P.J. FOR CTS			
<b>STRAIGHT COUPLINGS</b>					
◆C84-11-NL	1/2"	1/2"	0.5	35	\$ 23.38
C84-12-NL	1/2"	5/8"	0.6	-	26.17
◆C84-13-NL	1/2"	3/4"	0.6	25	22.18
◆C84-31-NL	3/4"	1/2"	0.6	30	23.39
◆C84-32-NL	3/4"	5/8"	0.7	20	28.00
◆◆C84-33-NL	3/4"	3/4"	0.6	20	24.06
‡◆C84-33-4-75-NL	3/4"	3/4"	1.1	15	39.71
◆◆C84-34-NL	3/4"	1"	0.8	18	26.65
C84-42-NL	1"	5/8"	0.8	-	29.85
▶◆C84-43-NL	1"	3/4"	0.7	20	26.29
◆◆C84-44-NL	1"	1"	0.9	14	28.50
‡◆C84-44-4-75-NL	1"	1"	1.5	-	47.04
◆C84-45-NL	1"	1-1/4"	1.4	12	46.44
◆C84-46-NL	1"	1-1/2"	1.6	5	66.86
C84-54-NL	1-1/4"	1"	1.2	5	54.02
◆C84-55-NL	1-1/4"	1-1/4"	1.4	8	54.48
C84-56-NL	1-1/4"	1-1/2"	1.8	5	70.93
◆C84-66-NL	1-1/2"	1-1/2"	2.1	8	78.07
C84-67-NL	1-1/2"	2"	2.8	4	93.98
◆C84-77-NL	2"	2"	3.1	4	113.76
<b>ELL COUPLINGS</b>					
L84-11-Q-NL	1/2"	1/2"	0.6	25	34.04
▶◆L84-33-NL	3/4"	3/4"	0.8	16	26.35
▶ L84-34-NL	3/4"	1"	0.9	12	35.76
▶◆L84-44-NL	1"	1"	1.2	10	43.85
◆L84-66-NL	1-1/2"	1-1/2"	2.6	4	127.34
◆L84-77-NL	2"	2"	4.0	2	182.51
<b>EIGHTH BEND COUPLINGS</b>					
LA84-33-NL	3/4"	3/4"	0.7	15	29.31
LA84-44-NL	1"	1"	0.9	12	39.86



Grip Joint for CTS (3/4"-2") can be ordered by inserting "-G" into the catalog number. Example: C44-33-G-NL

- ◆ Quick Joint is available. Insert "-Q" into the catalog number. Example: C44-33-Q-NL
- \* Grip Joint option is available on larger (3/4" or 1") side. Pack Joint nut on other side.
- + Uses Ballcorp style Pack Joint nut.
- ▶ Ultra-Tite is available. Insert "-U-AWT" into the catalog number (consists of components assembled watertight). Contact factory for pricing and availability. Example: C44-34-U-AWT-NL
- Ultra-Tite is available. Insert "-U" into the catalog number. Example: C44-44-U-NL
- ‡ Extended coupling length (4-75 for 4-3/4")

# PACK JOINT COUPLINGS FOR COPPER OR PLASTIC TUBING (CTS) (CONTINUED)

## FEMALE IRON PIPE THREAD TO PACK JOINT FOR COPPER OR PLASTIC TUBING (CTS)

CATALOG NUMBER	DESCRIPTION		APPROX. WT. LBS.	STD. PKG. QTY.	LIST PRICE
	FEMALE IRON PIPE	P.J. FOR CTS			
<b>STRAIGHT COUPLINGS</b>					
◆C14-11-NL	1/2"	1/2"	0.5	36	\$ 22.50
C14-12-NL	1/2"	5/8"	0.5	25	28.04
C14-13-NL	1/2"	3/4"	0.5	25	24.06
C14-31-NL	3/4"	1/2"	0.6	25	29.25
◆◆C14-33-NL	3/4"	3/4"	0.5	25	25.31
◆◆C14-34-NL	3/4"	1"	0.7	18	29.82
C14-35-NL	3/4"	1-1/4"	1.2	10	51.73
▶◆C14-43-NL	1"	3/4"	0.7	20	30.13
◆◆C14-44-NL	1"	1"	0.9	15	34.35
C14-45-NL	1"	1-1/4"	1.2	10	48.95
▶*PJA4-44-C14-54-NL	1-1/4"	1"	0.9	12	36.81
* PJA4-44-C14-54-Q-NL	1-1/4"	1"	1.0	12	36.81
*◆PJA4-45-C14-55-NL	1-1/4"	1-1/4"	1.7	10	62.71
* PJA4-46-C14-56-NL	1-1/4"	1-1/2"	1.7	10	78.42
◆C14-66-NL	1-1/2"	1-1/2"	2.3	5	99.86
C14-67-NL	1-1/2"	2"	2.5	3	112.75
C14-76-NL	2"	1-1/2"	2.9	4	107.09
◆C14-77-NL	2"	2"	3.0	3	118.91
◆C14-87-NL	2-1/2"	2"	4.8	3	182.69
C14-87-Q-NL	2-1/2"	2"	4.6	-	204.58
C14-88-NL	2-1/2"	2-1/2"	6.3	2	208.85
<b>ELL COUPLINGS</b>					
L14-11-Q-NL	1/2"	1/2"	0.7	-	30.38
▶◆L14-33-NL	3/4"	3/4"	0.9	16	34.14
▶ L14-43-NL	1"	3/4"	1.0	12	35.26
L14-43-Q-NL	1"	3/4"	1.0	-	37.72
▶◆L14-44-NL	1"	1"	1.7	8	55.67
◆L14-54-NL	1-1/4"	1"	1.5	8	58.61
◆L14-66-NL	1-1/2"	1-1/2"	3.4	2	140.95
◆L14-77-NL	2"	2"	6.7	2	201.49
<b>EIGHTH BEND COUPLINGS</b>					
◆LA14-33-NL	3/4"	3/4"	0.8	18	38.68
▶◆LA14-43-NL	1"	3/4"	0.7	18	37.43
◆LA14-44-NL	1"	1"	1.3	10	74.89
▶ LA14-54-NL	1-1/4"	1"	1.1	-	51.80
LA14-76-NL	2"	1-1/2"	2.7	4	140.91
LA14-87-NL	2-1/2"	2"	5.2	2	225.04

## FLARE COPPER TO PACK JOINT FOR COPPER OR PLASTIC TUBING (CTS)

CATALOG NUMBER	DESCRIPTION		APPROX. WT. LBS.	STD. PKG. QTY.	LIST PRICE
	FLARE COPPER	P.J. FOR CTS			
<b>STRAIGHT COUPLINGS</b>					
▶C24-13-NL	1/2"	3/4"	0.7	24	\$ 33.97
▶C24-33-NL	3/4"	3/4"	0.9	14	40.33
▶C24-34-NL	3/4"	1"	1.1	12	42.71
▶C24-44-NL	1"	1"	1.7	10	65.30
C24-45-NL	1"	1 1/4"	1.9	6	73.94
<b>ELL COUPLINGS</b>					
▶◆L24-33-NL	3/4"	3/4"	1.0	14	42.97
▶◆L24-44-NL	1"	1"	1.6	8	59.16

**Grip Joint** for CTS (3/4"-2") can be ordered by inserting "-G" into the catalog number. Example: C14-33-G-NL

◆ **Quick Joint** is available. Insert "-Q" into the catalog number. Example: C14-33-Q-NL

\* Pack Joint compression assemblies also used on 1" Kornerhorns and 270 series coppersettors.

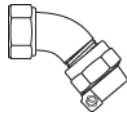
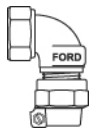
▶ Ultra-Tite is available. Insert "-U-AWT" into the catalog number (consists of components assembled watertight). Contact factory for pricing and availability. Example: L24-33-U-AWT-NL

● Ultra-Tite is available. Insert "-U" into the catalog number. Example: C14-44-U-NL

# PACK JOINT COUPLINGS FOR COPPER OR PLASTIC TUBING (CTS) (CONTINUED)

## FEMALE COPPER THREAD TO PACK JOINT FOR COPPER OR PLASTIC TUBING (CTS) (REPLACES COPPER FLARE NUT)

CATALOG NUMBER	DESCRIPTION		APPROX. Wt. LBS.	STD. PKG. QTY.	LIST PRICE
	FEM. COP. THRD.	P.J. FOR CTS			
<b>STRAIGHT COUPLINGS</b>					
C04-23-NL	5/8"	3/4"	0.7	20	\$ 30.61
◆C04-33-NL	3/4"	3/4"	0.7	20	27.38
● C04-34-NL	3/4"	1"	0.8	18	31.90
C04-34-Q-NL	3/4"	1"	0.9	18	35.43
◆C04-43-NL	1"	3/4"	0.9	14	34.14
◆◆C04-44-NL	1"	1"	1.0	12	40.25
◆C04-45-NL	1"	1-1/4"	1.4	10	53.67
◆C04-54-NL	1-1/4"	1"	1.2	10	43.36
◆C04-55-NL	1-1/4"	1-1/4"	1.8	8	66.68
◆C04-66-NL	1-1/2"	1-1/2"	2.7	4	92.99
◆C04-77-NL	2"	2"	4.4	2	145.03
<b>ELL COUPLINGS</b>					
▶L04-33-NL	3/4"	3/4"	0.9	15	35.26
L04-33-Q-NL	3/4"	3/4"	0.9	-	39.48
L04-34-NL	3/4"	1"	1.0	10	36.05
▶L04-44-NL	1"	1"	1.4	8	53.46
L04-45-NL	1"	1-1/4"	1.8	-	59.82
L04-66-NL	1-1/2"	1-1/2"	3.4	2	163.44
L04-77-NL	2"	2"	6.5	2	274.12
<b>ELL COUPLINGS WITH SWIVEL</b>					
▶◆L04-33S-NL	3/4"	3/4"	1.0	12	48.27
▶◆L04-44S-NL	1"	1"	1.7	8	65.83
◆L04-66S-NL	1-1/2"	1-1/2"	3.8	2	170.94
◆L04-77S-NL	2"	2"	6.9	1	288.54
<b>EIGHTH BEND COUPLINGS</b>					
▶LA04-33-NL	3/4"	3/4"	0.7	18	31.62
▶LA04-44-NL	1"	1"	1.1	10	51.17
LA04-66-NL	1-1/2"	1-1/2"	2.5	4	126.59
LA04-77-NL	2"	2"	4.4	2	193.89
<b>EIGHTH BEND COUPLING WITH SWIVEL</b>					
▶◆LA04-33S-NL	3/4"	3/4"	1.0	15	43.22
▶ LA04-44S-NL	1"	1"	1.3	10	61.43
+LA04-66S-NL	1-1/2"	1-1/2"	4.0	2	215.26
+LA04-77S-NL	2"	2"	6.6	1	304.70



**Grip Joint** for CTS (3/4"-2") is available. Insert "-G" into the catalog number. Example: C04-33-G-NL

◆ **Quick Joint** is available. Insert "-Q" into the catalog number. Example: C04-33-Q-NL

+ Consists of two individual pieces assembled watertight.

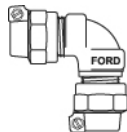
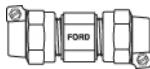
▶ Ultra-Tite is available. Insert "-U2-AWT" into the catalog number (consists of components assembled watertight). Contact factory for pricing and availability. Example: L04-44-U2-AWT-NL

● Ultra-Tite is available. Insert "-U" into the catalog number. Example: C04-44-U-NL

# PACK JOINT COUPLINGS FOR PE PIPE

## PACK JOINT FOR PE PIPE BOTH ENDS

CATALOG NUMBER	DESCRIPTION		APPROX. Wt. LBS.	STD. PKG. QTY.	LIST PRICE
	P.J. FOR PE PIPE	P.J. FOR PE PIPE			
<b>STRAIGHT COUPLINGS</b>					
◆◆C66-33-NL	3/4"	3/4"	1.3	10	\$ 36.58
▶C66-34-NL	3/4"	1"	1.5	6	56.62
◆◆C66-44-NL	1"	1"	2.2	4	73.12
C66-55-NL	1-1/4"	1-1/4"	2.7	4	103.40
C66-66-IDR7-NL	1-1/2"	1-1/2"	4.6	5	159.33
C66-77-IDR7-NL	2"	2"	6.8	6	214.66
<b>ELL COUPLINGS</b>					
▶L66-33-NL	3/4"	3/4"	1.4	8	53.34
▶L66-44-NL	1"	1"	2.3	6	82.81
L66-66-IDR7-NL	1-1/2"	1-1/2"	5.0	3	218.42
L66-77-IDR7-NL	2"	2"	8.2	2	353.71



**Grip Joint** for PEP (3/4"-1") is available. Insert "-G" into the catalog number. Example: C66-33-G-NL

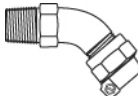
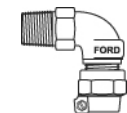
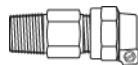
◆ **Quick Joint** is available. Insert "-Q" into the catalog number. Example: C66-33-Q-NL

▶ Ultra-Tite is available. Insert "-U-AWT" into the catalog number (consists of components assembled watertight). Contact factory for pricing and availability. Example: L66-44-U-AWT-NL

● Ultra-Tite is available. Insert "-U" into the catalog number. Example: C66-44-U-NL

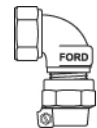
## PACK JOINT COUPLINGS FOR PE PIPE (CONTINUED)

### MALE IRON PIPE THREAD TO PACK JOINT FOR POLYETHYLENE PIPE



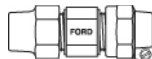
CATALOG NUMBER	DESCRIPTION		APPROX. WT. LBS.	STD. PKG. QTY.	LIST PRICE
	MALE IRON PIPE	P.J. FOR PE PIPE			
<b>STRAIGHT COUPLINGS</b>					
◆ C86-33-NL	3/4"	3/4"	0.8	18	\$ 31.86
● C86-34-NL	3/4"	1"	1.3	10	51.88
C86-34-Q-NL	3/4"	1"	1.3	12	58.64
◆ C86-44-NL	1"	1"	1.4	12	46.31
C86-54-NL	1-1/4"	1"	1.4	8	62.24
C86-55-NL	1-1/4"	1-1/4"	1.7	5	70.17
C86-65-NL	1-1/2"	1-1/4"	2.1	5	78.72
C86-66-IDR7-NL	1-1/2"	1-1/2"	2.5	3	109.81
C86-77-IDR7-NL	2"	2"	5.2	5	174.45
<b>ELL COUPLINGS</b>					
▶ L86-33-NL	3/4"	3/4"	0.9	14	41.12
▶ L86-44-NL	1"	1"	1.5	8	67.13
L86-77-IDR7-NL	2"	2"	5.5	2	174.80
<b>EIGHTH BEND COUPLINGS</b>					
LA86-44-NL	1"	1"	1.5	8	67.04

### FEMALE IRON PIPE THREAD TO PACK JOINT FOR PE PIPE



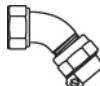
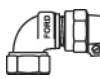
CATALOG NUMBER	DESCRIPTION		APPROX. WT. LBS.	STD. PKG. QTY.	LIST PRICE
	FEM. IRON PIPE	P.J. FOR PE PIPE			
<b>STRAIGHT COUPLINGS</b>					
◆ C16-33-NL	3/4"	3/4"	0.7	18	\$ 31.21
● C16-34-NL	3/4"	1"	1.3	10	43.36
◆ C16-44-NL	1"	1"	1.2	10	39.86
▶ *PJA6-44-C16-54-NL	1-1/4"	1"	1.5	10	49.05
*PJA6-45-C16-55-NL	1-1/4"	1-1/4"	1.5	8	57.47
*PJA6-44-C16-56-IDR7-NL	1-1/4"	1-1/2"	2.6	-	84.96
C16-65-NL	1-1/2"	1-1/4"	2.3	8	76.23
C16-66-IDR7-NL	1-1/2"	1-1/2"	2.8	3	98.03
C16-77-IDR7-NL	2"	2"	4.9	2	158.25
<b>ELL COUPLINGS</b>					
▶ L16-33-NL	3/4"	3/4"	1.0	15	41.42
▶ L16-44-NL	1"	1"	2.0	5	62.32

### FLARE COPPER TO PACK JOINT FOR PE PIPE



CATALOG NUMBER	DESCRIPTION		APPROX. WT. LBS.	STD. PKG. QTY.	LIST PRICE
	FLARE COPPER	P.J. FOR PE PIPE			
<b>STRAIGHT COUPLINGS</b>					
▶ C26-33-NL	3/4"	3/4"	1.0	12	\$ 42.16
▶ C26-34-NL	3/4"	1"	1.6	8	62.81
▶ C26-44-NL	1"	1"	1.9	6	68.88

### FEMALE COPPER THREAD TO PACK JOINT FOR PE PIPE (REPLACES COPPER FLARE NUT)



CATALOG NUMBER	DESCRIPTION		APPROX. WT. LBS.	STD. PKG. QTY.	LIST PRICE
	FEM. COP. THRD.	P.J. FOR PE PIPE			
<b>STRAIGHT COUPLINGS</b>					
◆ C06-33-NL	3/4"	3/4"	0.8	18	\$ 33.24
● C06-34-NL	3/4"	1"	1.3	10	47.64
▶ C06-43-NL	1"	3/4"	1.0	12	41.59
● C06-44-NL	1"	1"	1.4	8	53.67
C06-44-Q-NL	1"	1"	1.5	10	62.33
C06-45-NL	1"	1-1/4"	1.8	6	66.06
C06-55-NL	1-1/4"	1-1/4"	1.9	6	76.59
C06-66-IDR7-NL	1-1/2"	1-1/2"	3.1	3	118.74
C06-77-IDR7-NL	2"	2"	5.3	2	205.11
<b>ELL COUPLINGS</b>					
▶ L06-33-NL	3/4"	3/4"	0.9	12	37.60
▶ L06-44-NL	1"	1"	1.8	6	65.71
<b>EIGHTH BEND COUPLINGS</b>					
▶ LA06-33-NL	3/4"	3/4"	0.9	15	40.97
▶ LA06-44-NL	1"	1"	1.6	5	71.94

**Grip Joint** for PEP (3/4" and 1") is available. Insert "-G" into the catalog number. Example: C16-33-G-NL

◆ **Quick Joint** is available. Insert "-Q" into the catalog number. Example: C16-33-Q-NL

\* Pack Joint compression assemblies also used on 1" Kornerhorns and 270 series coppersettors.

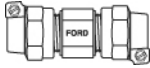
▶ **Ultra-Tite** is available. Insert "-U-AWT" into the catalog number (consists of components assembled watertight). Contact factory for pricing and availability. Example: L06-44-U-AWT-NL

● **Ultra-Tite** is available. Insert "-U" into the catalog number. Example: C06-44-U-NL

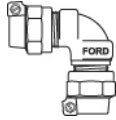
# PACK JOINT COUPLINGS FOR PVC PIPE

## PACK JOINT FOR PVC PIPE BOTH ENDS

CATALOG NUMBER	DESCRIPTION		APPROX. Wt. LBS.	STD. PKG. QTY.	LIST PRICE
	P.J. FOR PVC PIPE	P.J. FOR PVC PIPE			
<b>STRAIGHT COUPLINGS</b>					
C77-11-NL	1/2"	1/2"	0.9	14	\$ 29.31
C77-33-NL	3/4"	3/4"	1.2	10	42.82
C77-34-NL	3/4"	1"	1.5	8	58.39
C77-44-NL	1"	1"	2.2	5	72.67
C77-55-NL	1-1/4"	1-1/4"	3.0	4	104.29
C77-66-NL	1-1/2"	1-1/2"	3.9	3	141.80
C77-77-NL	2"	2"	6.2	1	214.48



<b>ELL COUPLINGS</b>					
L77-11-NL	1/2"	1/2"	1.0	-	44.27
L77-33-NL	3/4"	3/4"	1.5	6	50.64
L77-44-NL	1"	1"	3.0	4	89.43
L77-66-NL	1-1/2"	1-1/2"	5.4	2	211.76
L77-77-NL	2"	2"	8.5	1	353.71

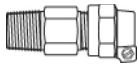


## MALE IRON PIPE THREAD TO PACK JOINT FOR PVC PIPE

CATALOG NUMBER	DESCRIPTION		APPROX. Wt. LBS.	STD. PKG. QTY.	LIST PRICE
	MALE IRON PIPE	P.J. FOR PVC PIPE			

### STRAIGHT COUPLINGS

C87-11-NL	1/2"	1/2"	0.6	-	\$ 25.56
C87-31-NL	3/4"	1/2"	0.6	20	29.16
C87-33-NL	3/4"	3/4"	0.8	18	31.86
‡ C87-33-4-75-NL	3/4"	3/4"	1.2	15	47.50
C87-34-NL	3/4"	1"	1.2	10	47.57
C87-43-NL	1"	3/4"	0.9	14	42.90
C87-44-NL	1"	1"	1.4	12	49.76
C87-45-NL	1"	1-1/4"	1.7	5	59.14
C87-46-NL	1"	1-1/2"	2.2	4	88.96
C87-47-NL	1"	2"	2.6	3	93.50
C87-54-NL	1-1/4"	1"	1.4	6	56.00
C87-55-NL	1-1/4"	1-1/4"	1.7	5	76.07
C87-65-NL	1-1/2"	1-1/4"	2.1	5	93.60
C87-66-NL	1-1/2"	1-1/2"	2.4	4	97.81
C87-77-NL	2"	2"	3.7	3	142.13



### ELL COUPLINGS

L87-31-NL	3/4"	1/2"	0.8	-	36.28
L87-33-NL	3/4"	3/4"	0.9	14	35.18
L87-34-NL	3/4"	1"	1.5	8	50.99
L87-44-NL	1"	1"	1.5	8	57.50
L87-77-NL	2"	2"	5.1	-	197.22



‡ Extended coupling length (4-75 for 4-3/4")

## FEMALE IRON PIPE THREAD TO PACK JOINT FOR PVC PIPE

CATALOG NUMBER	DESCRIPTION		APPROX. Wt. LBS.	STD. PKG. QTY.	LIST PRICE
	FEMALE IRON PIPE	P.J. FOR PVC PIPE			

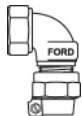
### STRAIGHT COUPLINGS

C17-31-NL	3/4"	1/2"	0.5	-	\$ 28.92
C17-33-NL	3/4"	3/4"	0.7	18	31.64
C17-34-NL	3/4"	1"	1.2	10	49.85
C17-36-NL	3/4"	1-1/2"	2.0	4	88.38
C17-44-NL	1"	1"	2.1	10	48.80
* PJA7-44-C17-54-NL	1-1/4"	1"	1.4	-	42.09
* PJA7-45-C17-55-NL	1-1/4"	1-1/4"	1.6	8	59.58
* PJA7-46-C17-56-NL	1-1/4"	1-1/2"	2.4	4	91.14
C17-66-NL	1-1/2"	1-1/2"	2.6	4	121.47
C17-77-NL	2"	2"	4.5	3	163.30



### ELL COUPLINGS

L17-31-NL	3/4"	1/2"	1.0	-	36.29
L17-33-NL	3/4"	3/4"	1.0	12	41.42
L17-44-NL	1"	1"	2.0	-	50.97
L17-66-NL	1-1/2"	1-1/2"	3.8	-	142.92



\* Pack Joint compression assemblies also used with KH-4 Kernerhorns and 274 series coppersettors

## FLARE COPPER TO PACK JOINT FOR PVC PIPE

CATALOG NUMBER	DESCRIPTION		APPROX. Wt. LBS.	STD. PKG. QTY.	LIST PRICE
	FLARE COPPER	P.J. FOR PVC PIPE			

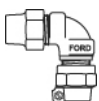
### STRAIGHT COUPLINGS

C27-31-NL	3/4"	1/2"	1.0	-	\$ 44.39
C27-33-NL	3/4"	3/4"	1.1	14	44.20
C27-34-NL	3/4"	1"	1.6	-	74.54
C27-44-NL	1"	1"	1.9	6	77.89



### ELL COUPLINGS

L27-31-NL	3/4"	1/2"	1.1	-	47.22
-----------	------	------	-----	---	-------



**Note:** Ford Pack Joints for PVC are only recommended for Schedule 40 and Schedule 80 pipe.



## PACK JOINT COUPLINGS FOR PVC PIPE (CONTINUED)

### FEMALE COPPER THREAD TO PACK JOINT FOR PVC PIPE (REPLACES COPPER FLARE NUT)

CATALOG NUMBER	DESCRIPTION		APPROX. WT. LBS.	STD. PKG. QTY.	LIST PRICE
	FEM. COP. THRD.	P.J. FOR PVC PIPE			
<b>STRAIGHT COUPLINGS</b>					
C07-11-NL	1/2"	1/2"	0.7	-	\$ 26.76
C07-13-NL	1/2"	3/4"	0.7	-	30.97
C07-33-NL	3/4"	3/4"	0.8	18	33.24
C07-34-NL	3/4"	1"	1.3	10	49.63
C07-44-NL	1"	1"	1.4	10	53.67
C07-54-NL	1-1/4"	1"	1.6	-	59.59
C07-55-NL	1-1/4"	1-1/4"	1.9	-	76.59
C07-66-NL	1-1/2"	1-1/2"	3.0	4	114.33
C07-77-NL	2"	2"	4.7	3	177.86

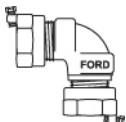
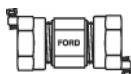


**Note:** Ford Pack Joints for PVC are recommended for Schedule 40 and Schedule 80 pipe only.

## PACK JOINT COUPLINGS FOR IRON PIPE

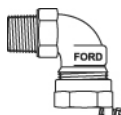
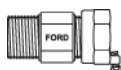
### PACK JOINT FOR IRON PIPE BOTH ENDS

CATALOG NUMBER	DESCRIPTION		APPROX. WT. LBS.	STD. PKG. QTY.	LIST PRICE
	P.J. FOR IRON PIPE	P.J. FOR IRON PIPE			
<b>STRAIGHT COUPLINGS</b>					
C55-11-NL	1/2"	1/2"	0.8	20	\$ 29.39
C55-13-NL	1/2"	3/4"	0.8	18	30.84
C55-33-NL	3/4"	3/4"	0.9	15	32.29
C55-34-NL	3/4"	1"	1.1	10	41.67
C55-44-NL	1"	1"	1.6	6	56.98
C55-55-NL	1-1/4"	1-1/4"	2.2	4	76.76
C55-66-NL	1-1/2"	1-1/2"	2.9	4	111.17
C55-77-NL	2"	2"	4.2	2	146.32
<b>ELL COUPLINGS</b>					
L55-11-NL	1/2"	1/2"	0.9	-	35.72
L55-33-NL	3/4"	3/4"	1.2	9	44.79
L55-44-NL	1"	1"	1.7	4	86.67
L55-77-NL	2"	2"	6.7	1	345.48



### MALE IRON PIPE THREAD TO PACK JOINT FOR IRON PIPE

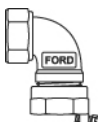
CATALOG NUMBER	DESCRIPTION		APPROX. WT. LBS.	STD. PKG. QTY.	LIST PRICE
	MALE IRON PIPE	P.J. FOR IRON PIPE			
<b>STRAIGHT COUPLINGS</b>					
C85-11-NL	1/2"	1/2"	0.5	30	\$ 24.22
C85-31-NL	3/4"	1/2"	0.6	25	26.45
C85-33-NL	3/4"	3/4"	0.6	20	29.04
‡ C85-33-4-75-NL	3/4"	3/4"	1.2	15	45.90
C85-34-NL	3/4"	1"	1.0	14	42.71
C85-43-NL	1"	3/4"	0.7	18	34.11
C85-44-NL	1"	1"	1.1	12	44.33
C85-55-NL	1-1/4"	1-1/4"	1.3	8	62.61
C85-66-NL	1-1/2"	1-1/2"	1.9	5	89.57
C85-77-NL	2"	2"	2.7	3	116.75
<b>ELL COUPLINGS</b>					
L85-31-NL	3/4"	1/2"	0.5	-	27.30
L85-33-NL	3/4"	3/4"	0.7	14	30.38
L85-44-NL	1"	1"	1.2	8	53.65



‡ Extended coupling length (4-75 for 4-3/4")

### FEMALE IRON PIPE THREAD TO PACK JOINT FOR IRON PIPE

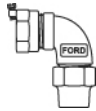
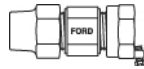
CATALOG NUMBER	DESCRIPTION		APPROX. WT. LBS.	STD. PKG. QTY.	LIST PRICE
	FEMALE IRON PIPE	P.J. FOR IRON PIPE			
<b>STRAIGHT COUPLINGS</b>					
C15-11-NL	1/2"	1/2"	0.4	25	\$ 24.06
C15-31-NL	3/4"	1/2"	0.5	25	25.46
C15-33-NL	3/4"	3/4"	0.6	25	28.82
C15-34-NL	3/4"	1"	0.9	10	39.89
C15-44-NL	1"	1"	0.9	12	41.69
* PJA5-44-C15-54-NL	1-1/4"	1"	1.2	10	42.09
* PJA5-45-C15-55-NL	1-1/4"	1-1/4"	1.3	8	51.70
* PJA5-46-C15-56-NL	1-1/4"	1-1/2"	1.8	6	73.33
C15-66-NL	1-1/2"	1-1/2"	2.2	6	99.86
C15-77-NL	2"	2"	3.4	3	140.03
<b>ELL COUPLINGS</b>					
L15-31-NL	3/4"	1/2"	0.8	-	35.34
L15-44-NL	1"	1"	1.7	-	43.87



\* Pack Joint compression assemblies also used on 1" Kornerhorns and 270 series copper setters.

## PACK JOINT COUPLINGS FOR IRON PIPE (CONTINUED)

### FLARE COPPER TO PACK JOINT FOR IRON PIPE



CATALOG NUMBER	DESCRIPTION		APPROX. WT. LBS.	STD. PKG. QTY.	LIST PRICE
	FLARE COPPER	P.J. FOR IRON PIPE			
<b>STRAIGHT COUPLINGS</b>					
C25-11-NL	1/2"	1/2"	0.6	-	<b>\$ 33.52</b>
C25-31-NL	3/4"	1/2"	0.9	16	<b>39.52</b>
C25-33-NL	3/4"	3/4"	0.9	14	<b>41.42</b>
C25-34-NL	3/4"	1"	1.3	10	<b>74.42</b>
C25-44-NL	1"	1"	1.6	8	<b>66.54</b>
C25-45-NL	1"	1-1/4"	1.8	5	<b>73.74</b>
<b>ELL COUPLINGS</b>					
L25-33-NL	3/4"	3/4"	1.0	12	<b>41.91</b>

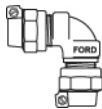
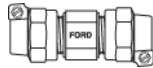
### FEMALE COPPER THREAD TO PACK JOINT FOR IRON PIPE (REPLACES COPPER FLARE NUT)



CATALOG NUMBER	DESCRIPTION		APPROX. WT. LBS.	STD. PKG. QTY.	LIST PRICE
	FEM. COP. THRD.	P.J. FOR IRON PIPE			
<b>STRAIGHT COUPLINGS</b>					
C05-33-NL	3/4"	3/4"	0.6	20	<b>\$ 33.27</b>
C05-44-NL	1"	1"	1.1	-	<b>55.71</b>
C05-55-NL	1-1/4"	1-1/4"	1.5	-	<b>91.09</b>
C05-66-NL	1-1/2"	1-1/2"	2.5	-	<b>128.95</b>
C05-77-NL	2"	2"	3.7	-	<b>184.39</b>

## PACK JOINT (BOTH ENDS) FOR CONNECTING DISSIMILAR TYPES OF PIPE AND TUBING

### PACK JOINT FOR COPPER OR PLASTIC TUBING (CTS) TO PE PIPE



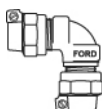
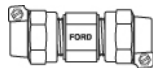
CATALOG NUMBER	DESCRIPTION		APPROX. WT. LBS.	STD. PKG. QTY.	LIST PRICE
	P.J. FOR CTS	P.J. FOR PE PIPE			
<b>STRAIGHT COUPLINGS</b>					
▶ C46-33-NL	3/4"	3/4"	1.0	12	<b>\$ 35.02</b>
▶ C46-33-Q-NL	3/4"	3/4"	1.2	18	<b>40.33</b>
▶ C46-34-NL	3/4"	1"	1.7	6	<b>55.32</b>
▶ C46-43-NL	1"	3/4"	1.2	10	<b>36.52</b>
C46-43-Q-NL	1"	3/4"	1.5	10	<b>39.41</b>
▶♦C46-44-NL	1"	1"	1.5	10	<b>52.91</b>
C46-65-NL	1-1/2"	1-1/4"	3.1	-	<b>134.18</b>

<b>ELL COUPLINGS</b>					
▶ L46-33-NL	3/4"	3/4"	1.2	10	<b>42.90</b>
▶ L46-44-NL	1"	1"	1.9	-	<b>64.61</b>

Grip Joint for CTS (3/4"-2") and PEP (3/4" and 1") can be ordered by inserting "-G" into the catalog number. Example: C46-33-G-NL

♦ Quick Joint is available for CTS. Insert "-Q" into the catalog number. Example: C46-44-Q-NL

### PACK JOINT FOR COPPER OR PLASTIC TUBING (CTS) TO PVC PIPE



CATALOG NUMBER	DESCRIPTION		APPROX. WT. LBS.	STD. PKG. QTY.	LIST PRICE
	P.J. FOR CTS	P.J. FOR PVC PIPE			
<b>STRAIGHT COUPLING</b>					
C47-11-NL	1/2"	1/2"	0.8	14	<b>\$ 32.10</b>
C47-31-NL	3/4"	1/2"	0.9	14	<b>39.35</b>
▶♦C47-33-NL	3/4"	3/4"	1.0	12	<b>39.62</b>
▶ C47-34-NL	3/4"	1"	1.7	8	<b>55.44</b>
▶ C47-43-NL	1"	3/4"	1.2	10	<b>41.82</b>
▶ C47-44-NL	1"	1"	1.5	10	<b>57.25</b>
C47-45-NL	1"	1-1/4"	2.0	8	<b>60.96</b>
C47-66-NL	1-1/2"	1-1/2"	3.5	4	<b>154.32</b>
C47-77-NL	2"	2"	5.3	4	<b>180.16</b>

<b>ELL COUPLINGS</b>					
▶ L47-33-NL	3/4"	3/4"	1.3	10	<b>47.05</b>
▶ L47-34-NL	3/4"	1"	1.8	8	<b>66.06</b>
▶ L47-44-NL	1"	1"	1.9	5	<b>71.07</b>

Grip Joint for CTS can be ordered by inserting "-G" into the catalog number. Example: C47-33-G-NL

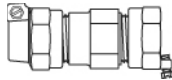
♦ Quick Joint is available for CTS. Insert "-Q" into the catalog number. Example: C47-33-Q-NL

▶ Ultra-Tite is available. Insert "-U-AWT" into the catalog number (consists of components assembled watertight). Contact factory for pricing and availability. Example: C46-33-U-AWT-NL

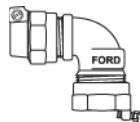
**Note:** Ford Pack Joints for PVC are recommended for Schedule 40 and Schedule 80 pipe only.

# PACK JOINT (BOTH ENDS) FOR CONNECTING DISSIMILAR TYPES OF PIPE AND TUBING (CONTINUED)

## PACK JOINT FOR COPPER OR PLASTIC TUBING (CTS) TO IRON PIPE



CATALOG NUMBER	DESCRIPTION		APPROX. WT. LBS.	STD. PKG. QTY.	LIST PRICE
	P.J. FOR CTS	P.J. FOR IRON PIPE			
<b>STRAIGHT COUPLINGS</b>					
C45-11-NL	1/2"	1/2"	0.7	20	\$ 30.74
C45-13-NL	1/2"	3/4"	0.9	15	31.47
C45-31-NL	3/4"	1/2"	0.8	16	31.47
▶♦C45-33-NL	3/4"	3/4"	0.9	15	32.44
▶♦C45-34-NL	3/4"	1"	1.4	10	44.77
▶ C45-43-NL	1"	3/4"	1.0	12	36.48
▶ C45-44-NL	1"	1"	1.2	8	43.53
C45-45-NL	1"	1-1/4"	1.6	6	54.44
C45-66-NL	1-1/2"	1-1/2"	3.0	4	145.10
C45-77-NL	2"	2"	4.2	2	157.68



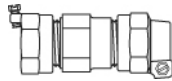
<b>ELL COUPLINGS</b>					
L45-31-NL	3/4"	1/2"	0.9	-	45.35
L45-33-NL	3/4"	3/4"	1.0	12	42.33
▶ L45-34-NL	3/4"	1"	1.5	-	61.32
▶ L45-43-NL	1"	3/4"	1.3	-	69.92
▶ L45-44-NL	1"	1"	1.5	6	63.93

**Grip Joint** for CTS (3/4"-2") can be ordered by inserting "-G" into the catalog number.

Example: C45-33-G-NL

▶ **Quick Joint** is available for CTS. Insert "-Q" into the catalog number. Example: C45-33-Q-NL

## PACK JOINT FOR IRON PIPE TO PE PIPE

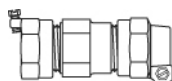


CATALOG NUMBER	DESCRIPTION		APPROX. WT. LBS.	STD. PKG. QTY.	LIST PRICE
	P.J. FOR IRON PIPE	P.J. FOR PE PIPE			
<b>STRAIGHT COUPLINGS</b>					
▶ C56-33-NL	3/4"	3/4"	1.0	12	\$ 39.86
▶ C56-34-NL	3/4"	1"	1.4	8	55.82
▶ C56-44-NL	1"	1"	1.9	6	67.55

**Grip Joint** for PEP (3/4" and 1") can be ordered by inserting "-G" into the catalog number.

Example: C56-33-G-NL

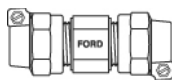
## PACK JOINT FOR IRON PIPE TO PVC PIPE



CATALOG NUMBER	DESCRIPTION		APPROX. WT. LBS.	STD. PKG. QTY.	LIST PRICE
	P.J. FOR IRON PIPE	P.J. FOR PVC PIPE			
<b>STRAIGHT COUPLINGS</b>					
C57-11-NL	1/2"	1/2"	0.9	-	\$ 30.57
C57-33-NL	3/4"	3/4"	1.0	12	38.78
C57-34-NL	3/4"	1"	1.4	10	55.75
C57-44-NL	1"	1"	1.9	5	67.55
C57-55-NL	1-1/4"	1-1/4"	3.5	-	83.96
C57-66-NL	1-1/2"	1-1/2"	3.4	-	122.18
C57-77-NL	2"	2"	5.2	1	180.42

**Note:** Ford Pack Joints for PVC are recommended for Schedule 40 and Schedule 80 pipe only.

## PACK JOINT FOR PE PIPE TO PVC PIPE



CATALOG NUMBER	DESCRIPTION		APPROX. WT. LBS.	STD. PKG. QTY.	LIST PRICE
	P.J. FOR PE PIPE	P.J. FOR PVC PIPE			
<b>STRAIGHT COUPLINGS</b>					
▶ C67-33-NL	3/4"	3/4"	1.2	-	\$ 44.77
▶ C67-44-NL	1"	1"	2.2	8	73.97

**Grip Joint** for PEP (3/4" and 1") can be ordered by inserting "-G" into the catalog number. Example: C67-33-G-NL

▶ **Ultra-Tite** is available. Insert "-U-AWT" into the catalog number (consists of components assembled watertight). Contact factory for pricing and availability. Example: C67-33-U-AWT-NL

**Note:** Ford Pack Joints for PVC are recommended for Schedule 40 and Schedule 80 pipe only.

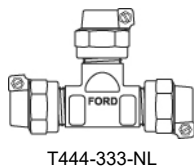


# PACK JOINT TEES AND 'Y' BRANCHES

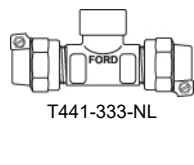
## PACK JOINT TEES

(ADDITIONAL TEES ARE LISTED ON PAGES J-13 AND J-20)

CATALOG NUMBER	DESCRIPTION		APPROX. WT. LBS.	STD. PKG. QTY.	LIST PRICE
	BOTH ENDS (RUN)	X SIDE OUTLET			
<b>PACK JOINT BOTH ENDS (RUN) BY PACK JOINT SIDE OUTLET</b>					
▶♦T444-333-NL	3/4" Cop. or Plastic Tube (CTS)	x 3/4" Cop. or Plastic Tube (CTS)	1.5	6	\$ 70.92
▶♦T444-334-NL	3/4" Cop. or Plastic Tube (CTS)	x 1" Cop. or Plastic Tube (CTS)	1.7	4	75.56
▶♦T444-443-NL	1" Cop. or Plastic Tube (CTS)	x 3/4" Cop. or Plastic Tube (CTS)	1.8	4	77.92
▶♦T444-444-NL	1" Cop. or Plastic Tube (CTS)	x 1" Cop. or Plastic Tube (CTS)	2.0	4	75.90
T444-445-NL	1" Cop. or Plastic Tube (CTS)	x 1-1/4" Cop. or Plastic Tube (CTS)	2.5	3	119.27
T444-446-NL	1" Cop. or Plastic Tube (CTS)	x 1-1/2" Cop. or Plastic Tube (CTS)	3.0	3	158.70
T444-666-NL	1-1/2" Cop. or Plastic Tube (CTS)	x 1-1/2" Cop. or Plastic Tube (CTS)	4.9	4	169.25
♦T444-774-NL	2" Cop. or Plastic Tube (CTS)	x 1" Cop. or Plastic Tube (CTS)	6.2	4	203.31
+T444-777-NL	2" Cop. or Plastic Tube (CTS)	x 2" Cop. or Plastic Tube (CTS)	13.6	1	413.01
T444-777-Q-NL	2" Cop. or Plastic Tube (CTS)	x 2" Cop. or Plastic Tube (CTS)	8.3	1	413.01
T446-444-NL	1" Cop. or Plastic Tube (CTS)	x 1" PE Pipe P.J.	2.5	-	118.56
T446-445-NL	1" Cop. or Plastic Tube (CTS)	x 1-1/4" PE Pipe P.J.	3.0	-	145.10
▶T666-333-NL	3/4" PE Pipe P.J.	x 3/4" PE Pipe P.J.	2.0	4	101.07
▶T666-334-NL	3/4" PE Pipe P.J.	x 1" PE Pipe P.J.	2.5	4	117.54
▶T666-443-NL	1" PE Pipe P.J.	x 3/4" PE Pipe P.J.	3.0	4	138.95
▶T666-444-NL	1" PE Pipe P.J.	x 1" PE Pipe P.J.	3.7	6	175.09
T777-333-NL	3/4" PVC P.J.	x 3/4" PVC P.J.	2.0	4	116.22
T777-444-NL	1" PVC P.J.	x 1" PVC P.J.	3.8	5	192.58
T777-777-NL	2" PVC P.J.	x 2" PVC P.J.	12.2	-	488.12
<b>PACK JOINT BOTH ENDS (RUN) BY FEMALE IRON PIPE THREADS SIDE OUTLET</b>					
▶ T441-333-NL	3/4" Cop. or Plastic Tube (CTS)	x 3/4" Female Iron Pipe	1.2	8	58.52
T441-333-Q-NL	3/4" Cop. or Plastic Tube (CTS) Q.J.	x 3/4" Female Iron Pipe	1.2	8	67.31
▶♦T441-334-NL	3/4" Cop. or Plastic Tube (CTS)	x 1" Female Iron Pipe	1.3	6	59.85
▶ T441-444-NL	1" Cop. or Plastic Tube (CTS)	x 1" Female Iron Pipe	1.7	4	72.56
T441-444-Q-NL	1" Cop. or Plastic Tube (CTS)	x 1" Female Iron Pipe	2.2	4	83.43
T441-663-NL	1-1/2" Cop. or Plastic Tube (CTS)	x 3/4" Female Iron Pipe	3.4	4	136.25
T441-664-NL	1-1/2" Cop. or Plastic Tube (CTS)	x 1" Female Iron Pipe	3.4	4	136.25
T441-773-NL	2" Cop. or Plastic Tube (CTS)	x 3/4" Female Iron Pipe	5.2	4	190.00
T441-774-NL	2" Cop. or Plastic Tube (CTS)	x 1" Female Iron Pipe	5.3	4	190.00
<b>PACK JOINT BOTH ENDS (RUN) BY SIDE OUTLET TAPPED FOR AWWA/CC CORP STOP</b>					
T440-663-NL	1-1/2" Cop. or Plastic Tube (CTS)	x 3/4" Female AWWA Taper	3.4	-	130.60
T440-664-NL	1-1/2" Cop. or Plastic Tube (CTS)	x 1" Female AWWA Taper	3.4	-	130.60
T440-773-NL	2" Cop. or Plastic Tube (CTS)	x 3/4" Female AWWA Taper	5.3	4	184.36
T440-774-NL	2" Cop. or Plastic Tube (CTS)	x 1" Female AWWA Taper	5.3	4	182.51
<b>PACK JOINT BOTH ENDS (RUN) BY MALE IRON PIPE THREADS SIDE OUTLET</b>					
♦T448-333-NL	3/4" Cop. or Plastic Tube (CTS)	x 3/4" Male Iron Pipe	1.1	-	58.52
▶ T448-334-NL	3/4" Cop. or Plastic Tube (CTS)	x 1" Male Iron Pipe	1.2	6	75.78
T448-334-Q-NL	3/4" Cop. or Plast. Tube (CTS) Q.J.	x 1" Male Iron Pipe	1.3	-	87.18
T448-446-NL	1" Cop. or Plastic Tube (CTS)	x 1-1/2" Male Iron Pipe	1.8	6	115.68
<b>MALE IRON PIPE THREADS BOTH ENDS (RUN) BY PACK JOINT SIDE OUTLET</b>					
▶ T884-333-NL	3/4" Male Iron Pipe	x 3/4" Cop. or Plastic Tube (CTS)	0.9	-	47.27
▶ T884-334-NL	3/4" Male Iron Pipe	x 1" Cop. or Plastic Tube (CTS)	1.0	10	53.56
T884-334-Q-NL	3/4" Male Iron Pipe	x 1" Cop. or Plastic Tube (CTS)	1.2	10	61.60
▶ T884-444-NL	1" Male Iron Pipe	x 1" Cop. or Plastic Tube (CTS)	1.3	4	69.37
T884-444-Q-NL	1" Male Iron Pipe	x 1" Cop. or Plastic Tube (CTS)	1.8	-	79.77
<b>FEMALE IRON PIPE TO MALE IRON PIPE THREAD (RUN) BY PACK JOINT SIDE OUTLET</b>					
T184-664-NL	1-1/2" FIP to 1-1/2" MIP	x 1" Cop. or Plastic Tube (CTS)	2.3	-	128.52
T184-774-NL	2" FIP to 2" MIP	x 1" Cop. or Plastic Tube (CTS)	2.6	-	143.19



T444-333-NL



T441-333-NL



T884-333-NL

**J**

**Grip Joint** for CTS (3/4"-2") or PEP (3/4" and 1") can be ordered by inserting "-G" into the catalog number. Example: T444-333-G-NL

♦ **Quick Joint** is available. Insert "-Q" into the catalog number. Example: T444-333-Q-NL

▶ **Ultra-Tite** is available. Insert "-U-AWT" into the catalog number (consists of components assembled watertight). Contact factory for pricing and availability. Example: T444-333-U-AWT-NL

+ Uses Ballcorp style compression.

# PACK JOINT TEES AND 'Y' BRANCHES

## PACK JOINT 'Y' BRANCH (ADDITIONAL "Y" BRANCHES ARE LISTED ON PAGES J-19 AND J-20)



CATALOG NUMBER	DESCRIPTION		APPROX. Wt. LBS.	STD. PKG. QTY.	LIST PRICE
	SINGLE BRANCH END	MULTI-BRANCH END			
◆Y44-233-NL	3/4" Cop. or Plastic Tube (CTS)	Two 3/4" Cop. or Plastic Tube (CTS)	1.6	6	\$ 65.29
◆Y44-243-NL	1" Cop. or Plastic Tube (CTS)	Two 3/4" Cop. or Plastic Tube (CTS)	1.6	4	60.65
◆Y44-244-NL	1" Cop. or Plastic Tube (CTS)	Two 1" Cop. or Plastic Tube (CTS)	2.5	4	100.63
◆Y44-254-NL	1-1/4" Cop. or Plastic Tube (CTS)	Two 1" Cop. or Plastic Tube (CTS)	3.1	6	137.72
◆Y44-263-NL	1-1/2" Cop. or Plastic Tube (CTS)	Two 3/4" Cop. or Plastic Tube (CTS)	3.2	2	142.44
◆Y44-264-NL	1-1/2" Cop. or Plastic Tube (CTS)	Two 1" Cop. or Plastic Tube (CTS)	3.6	2	146.71
◆Y44-264-Q-NL	1-1/2" Cop. or Plastic Tube (CTS)	Two 1" Cop. or Plastic Tube (CTS)	3.7	2	168.73
◆Y44-274-NL	2" Cop. or Plastic Tube (CTS)	Two 1" Cop. or Plastic Tube (CTS)	4.1	2	169.58
◆Y48-234-NL	1" Male Iron Pipe Thread	Two 3/4" Cop. or Plastic Tube (CTS)	1.3	6	56.92
◆Y48-246-NL	1-1/2" Male Iron Pipe Thread	Two 1" Cop. or Plastic Tube (CTS)	2.4	3	92.35
◆Y48-247-NL	2" Male Iron Pipe Thread	Two 1" Cop. or Plastic Tube (CTS)	2.5	-	132.26
◆Y48-347-NL	2" Male Iron Pipe Thread	Three 1" Cop. or Plastic Tube (CTS)	4.6	4	170.46
▶Y66-243-NL	1" PE Pipe P.J.	Two 3/4" PE Pipe P.J.	3.1	2	125.21
◆Y68-337-NL	2" Male Iron Pipe Thread	Three 3/4" PE Pipe P.J.	4.7	-	295.22

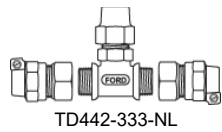
**Grip Joint** for CTS (3/4"-2") or PEP (3/4" and 1") can be ordered by inserting "-G" into the catalog number. Example: Y44-233-G-NL

◆ **Quick Joint** is available. Insert "-Q" into the catalog number. Example: Y44-233-Q-NL

▶ **Ultra-Tite** is available. Insert "-U-AWT" into the catalog number (consists of components assembled watertight). Contact factory for pricing and availability. Example: Y66-243-U-AWT-NL

● **Ultra-Tite** is available. Insert "-U" into the catalog number. Example: Y44-243-U-NL

## CUT-IN TEES WITH DETACHABLE PACK JOINT ASSEMBLIES



CATALOG NUMBER	DESCRIPTION		APPROX. Wt. LBS.	STD. PKG. QTY.	LIST PRICE
	BOTH ENDS (RUN)	SIDE OUTLET			
<b>SIDE OUTLET FOR FLARE COPPER</b>					
◆TD442-113-NL	1/2" Cop. or Plastic Tube (CTS) P.J.	3/4" Flare Copper	2.1	-	\$ 78.47
TD552-113-NL	1/2" Iron Pipe P.J.	3/4" Flare Copper	2.0	-	70.96
◆TD442-333-NL	3/4" Cop. or Plastic Tube (CTS) P.J.	3/4" Flare Copper	2.1	-	69.24
TD552-333-NL	3/4" Iron Pipe P.J.	3/4" Flare Copper	2.1	-	73.65
TD442-443-NL	1" Cop. or Plastic Tube (CTS) P.J.	3/4" Flare Copper	2.5	-	76.94
TD552-443-NL	1" Iron Pipe P.J.	3/4" Flare Copper	3.1	-	109.04
*TD002-NL	Less P.J. Assemblies	3/4" Flare Copper	10.0	-	42.79
<b>SIDE OUTLET FOR FEMALE IRON PIPE THREADS</b>					
◆TD441-113-NL	1/2" Cop. or Plastic Tube (CTS) P.J.	3/4" Female Iron Pipe threads	1.8	-	69.92
TD551-113-NL	1/2" Iron Pipe P.J.	3/4" Female Iron Pipe threads	1.6	-	55.11
▶◆TD441-333-NL	3/4" Cop. or Plastic Tube (CTS) P.J.	3/4" Female Iron Pipe threads	1.8	6	64.16
TD551-333-NL	3/4" Iron Pipe P.J.	3/4" Female Iron Pipe threads	1.7	-	61.10
▶TD441-443-NL	1" Cop. or Plastic Tube (CTS) P.J.	3/4" Female Iron Pipe threads	2.3	4	71.94
TD551-443-NL	1" Iron Pipe P.J.	3/4" Female Iron Pipe threads	2.5	-	95.17
*TD001-NL	Less P.J. Assemblies	3/4" Female Iron Pipe threads	0.7	-	27.08
<b>SIDE OUTLET FOR MALE IRON PIPE THREADS</b>					
◆TD448-113-NL	1/2" Cop. or Plastic Tube (CTS) P.J.	3/4" Male Iron Pipe threads	1.8	-	64.64
TD558-113-NL	1/2" Iron Pipe P.J.	3/4" Male Iron Pipe threads	-	-	60.48
▶◆TD448-333-NL	3/4" Cop. or Plastic Tube (CTS) P.J.	3/4" Male Iron Pipe threads	1.7	6	59.99
TD558-333-NL	3/4" Iron Pipe P.J.	3/4" Male Iron Pipe threads	2.3	-	63.58
▶TD448-443-NL	1" Cop. or Plastic Tube (CTS) P.J.	3/4" Male Iron Pipe threads	2.1	6	67.13
TD558-443-NL	1" Iron Pipe P.J.	3/4" Male Iron Pipe threads	2.8	-	97.87
*TD008-NL	Less P.J. Assemblies	3/4" Male Iron Pipe threads	1.7	-	30.18

**Grip Joint** for CTS (3/4"-2") or PEP (3/4" and 1") can be ordered by inserting "-G" into the catalog number. Example: TD442-333-G-NL

◆ **Quick Joint** is available for CTS. Insert "-Q" into the catalog number. Example: TD442-333-Q-NL

▶ **Ultra-Tite** is available. Insert "-U-AWT" into the catalog number (consists of components assembled watertight). Contact factory for pricing and availability. Example: TD441-333-U-AWT-NL

\* **To purchase Pack Joint assemblies for PET, PEP, PVC and iron pipe, refer to section B under Pack Joint Assemblies for Kornerhorns.**

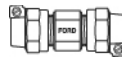
# LEAD-PAK COUPLINGS



Q21-33-NL



Q1Q1-33-Q3Q3-22-NL



Q24-33-NL



Q36-23-NL

CATALOG NUMBER	DESCRIPTION	APPROX. WT. LBS.	STD. PKG. QTY.	LIST PRICE
<b>LEAD PIPE TO FEMALE IRON PIPE THREAD</b>				
* Q11-23-Q31-13-NL	1/2" Dbl. Extra Strong Lead (XXS) x 3/4" Female Iron Pipe Thread or 5/8" Strong Lead (S)	0.8	18	\$ 40.77
Q21-23-NL (C16-33-NL)	5/8" Extra Strong Lead (XS) x 3/4" Female Iron Pipe Thread	0.7	18	31.21
* Q11-33-Q31-23-NL	5/8" Dbl. Extra Strong Lead (XXS) x 3/4" Female Iron Pipe Thread or 3/4" Strong Lead (S)	0.7	20	41.37
Q21-33-NL	3/4" Extra Strong Lead (XS) x 3/4" Female Iron Pipe Thread	1.0	14	59.41
Q31-33-NL	3/4" Dbl. Extra Strong Lead (XXS) x 3/4" Female Iron Pipe Thread	1.2	10	43.36
Q21-44-NL	1" Extra Strong Lead (XS) x 1" Female Iron Pipe Thread	1.5	10	68.26
<b>LEAD PIPE TO SOLDER FITTING FOR COPPER TUBING</b>				
Q2S-13-NL	1/2" Extra Strong Lead (XS) x 3/4" Solder Fit. Cop. Tubing	0.5	-	26.91
○* Q1S-23-Q3S-13-NL	1/2" Dbl. Extra Strong Lead (XXS) x 3/4" Solder Fit. Cop. Tubing or 5/8" Strong Lead (S)	0.9	-	38.84
○ Q2S-23-NL	5/8" Extra Strong Lead (XS) x 3/4" Solder Fit. Cop. Tubing	0.7	-	36.58
○* Q1S-33-Q3S-23-NL	5/8" Dbl. Extra Strong Lead (XXS) x 3/4" Solder Fit. Cop. Tubing or 3/4" Strong Lead (S)	0.7	-	38.48
○ Q2S-33-NL	3/4" Extra Strong Lead (XS) x 3/4" Solder Fit. Cop. Tubing	1.0	-	42.62
○ Q1S-44-AWT-NL	1" Strong Lead (S) x 1" Solder Fit. Cop. Tubing	1.5	-	125.44
○** Q2S-44-AWT-NL	1" Extra Strong Lead (XS) x 1" Solder Fit. Cop. Tubing	2.0	-	89.76
○** Q3S-44-AWT-NL	1" Dbl. Extra Strong Lead (XXS) x 1" Solder Fit. Cop. Tubing	2.0	-	98.05
<b>LEAD PIPE TO LEAD PIPE</b>				
Q2Q2-11-NL (C44-33-NL)	1/2" Extra Strong Lead (XS) x 1/2" Extra Strong Lead (XS)	0.9	14	29.31
* Q1Q1-22-Q3Q3-11-NL	1/2" Dbl. Extra Strong Lead (XXS) x 1/2" Dbl. Extra Strong Lead (XXS) or 5/8" Strong Lead (S)	1.1	12	50.89
Q2Q2-22-NL (C66-33-NL)	5/8" Extra Strong Lead (XS) x 5/8" Extra Strong Lead (XS)	1.2	10	36.58
* Q1Q1-33-Q3Q3-22-NL	5/8" Dbl. Extra Strong Lead (XXS) x 5/8" Dbl. Extra Strong Lead (XXS) or 3/4" Strong Lead (S)	1.2	12	49.21
Q2Q2-33-NL	3/4" Extra Strong Lead (XS) x 3/4" Extra Strong Lead (XS)	1.7	6	60.21
Q3Q3-33-NL	3/4" Dbl. Extra Strong Lead (XXS) x 3/4" Dbl. Extra Strong Lead (XXS)	2.2	4	73.12
Q1Q1-44-NL	1" Strong Lead (S) x 1" Strong Lead (S)	2.8	6	102.89
Q2Q2-44-NL	1" Extra Strong Lead (XS) x 1" Extra Strong Lead (XS)	2.8	6	113.24
Q3Q3-44-NL	1" Dbl. Extra Strong Lead (XXS) x 1" Dbl. Extra Strong Lead (XXS)	2.8	8	119.58
Q2Q2-55-NL (C66-55-NL)	1-1/4" Extra Strong Lead (XS) x 1-1/4" Extra Strong Lead (XS)	3.0	4	103.40
Q2Q2-66-NL (C66-66-IDR7-NL)	1-1/2" Extra Strong Lead (XS) x 1-1/2" Extra Strong Lead (XS)	4.5	5	159.33
<b>LEAD PIPE TO PACK JOINT FOR COPPER OR PLASTIC TUBING (CTS)</b>				
Q24-13-NL (C44-33-NL)	1/2" Extra Strong Lead (XS) x 3/4" Cop. or Plastic Tub. (CTS)	0.9	14	29.31
Q14-22-Q34-12-NL	1/2" Dbl. Extra Strong Lead (XXS) x 5/8" Cop. or Plastic Tub. (CTS) or 5/8" Dbl. Extra Strong Lead (XXS)	1.1	-	53.38
* Q14-23-Q34-13-NL	1/2" Dbl. Extra Strong Lead (XXS) x 3/4" Cop. or Plastic Tub. (CTS) or 5/8" Strong Lead (S)	1.1	12	49.38
◆ Q24-23-NL (C46-33-NL)	5/8" Extra Strong Lead (XS) x 3/4" Cop. or Plastic Tub. (CTS)	1.0	12	35.02
◆ Q24-24-NL (C46-43-NL)	5/8" Extra Strong Lead (XS) x 1" Cop. or Plastic Tub. (CTS)	1.2	10	36.52
Q34-24-NL	5/8 Dbl. Extra Strong Lead (XXS) x 1" Cop. or Plastic Tub. (CTS)	1.2	12	50.29
* Q14-33-Q34-23-NL	5/8" Dbl. Extra Strong Lead (XXS) x 3/4" Cop. or Plastic Tub. (CTS) or 3/4" Strong Lead (S)	1.1	12	54.05
◆ Q24-33-NL	3/4" Extra Strong Lead (XS) x 3/4" Cop. or Plastic Tub. (CTS)	1.3	12	61.32
Q34-33-NL	3/4" Dbl. Extra Strong Lead (XXS) x 3/4" Cop. or Plastic Tub. (CTS)	1.7	6	55.32
Q24-43-NL	1" Extra Strong Lead (XS) x 3/4" Cop. or Plastic Tub. (CTS)	1.7	8	95.07
Q34-43-NL	1" Dbl. Extra Strong Lead (XXS) x 3/4" Cop. or Plastic Tub. (CTS)	1.7	8	92.44
Q14-44-NL	1" Strong Lead (S) x 1" Cop. or Plastic Tub. (CTS)	1.8	6	100.09
Q24-34-NL	3/4" Extra Strong Lead (XS) x 1" Cop. or Plastic Tub. (CTS)	1.3	10	77.61
Q24-44-NL	1" Extra Strong Lead (XS) x 1" Cop. or Plastic Tub. (CTS)	1.8	6	97.87
Q34-44-NL	1" Dbl. Extra Strong Lead (XXS) x 1" Cop. or Plastic Tub. (CTS)	1.8	6	89.76
Q24-56-C46-65-NL	1-1/4" Extra Strong Lead (XS) x 1-1/2" Cop. or Plastic Tub. (CTS)	3.0	4	134.18
Q24-66-C46-66-IDR7-NL	1-1/2" Extra Strong Lead (XS) x 1-1/2" Cop. or Plastic Tub. (CTS)	3.8	6	157.91
Q24-77-NL	2" Extra Strong Lead (XS) x 2" Cop. or Plastic Tub. (CTS)	6.3	3	255.07
<b>LEAD PIPE TO PACK JOINT FOR PE PIPE</b>				
Q26-13-NL (C46-33-NL)	1/2" Extra Strong Lead (XS) x 3/4" PE Pipe P.J.	1.0	12	35.02
Q26-23-NL (C66-33-NL)	5/8" Extra Strong Lead (XS) x 3/4" PE Pipe P.J.	1.2	10	36.58
Q36-23-NL	5/8" Dbl. Extra Strong Lead (XXS) x 3/4" PE Pipe P.J.	1.2	12	46.59
Q36-33-NL	3/4" Dbl. Extra Strong Lead (XXS) x 3/4" PE Pipe P.J.	1.5	-	66.04
Q36-34-NL	3/4" Dbl. Extra Strong Lead (XXS) x 1" PE Pipe P.J.	2.2	-	85.26
Q26-66-NL (C66-66-IDR7-NL)	1-1/2" Extra Strong Lead (XS) x 1-1/2" PE Pipe P.J.	4.5	5	159.33

Grip Joint for CTS (3/4"-2") or PEP (3/4" and 1") can be ordered by inserting "-G" into the catalog number. Example: Q14-23-Q34-13-G-NL

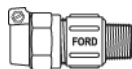
◆ Quick Joint is available. Insert "-Q" into the catalog number. Example: T444-333-Q-NL

\* These items fit two types/sizes of lead pipe as shown in the description. When ordering use complete catalog number.

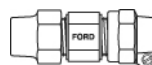
\*\* These items are not one piece but are two adapter pieces assembled watertight.

Note: Catalog numbers in (parentheses), that are used for other types of pipe and tubing, are identical to their corresponding lead-pak couplings, however, the Grip Joint version of these items are incompatible with lead pipe.

○ Attention: Special solder and procedures are required for best results. Contact factory for details.

**LEAD-PAK COUPLINGS (CONTINUED)**

Q28-33-NL



Q22-33-NL

CATALOG NUMBER	DESCRIPTION	APPROX. WT. LBS.	STD. PKG. QTY.	LIST PRICE
<b>LEAD PIPE TO MALE IRON PIPE THREAD</b>				
Q28-13-NL (C84-33-NL)	1/2" Extra Strong Lead (XS) x 3/4" Male Iron Pipe Threads	0.6	-	\$ 24.06
* Q18-23-Q38-13-NL	1/2" Dbl. Extra Strong Lead (XXS) or 5/8" Strong Lead (S) x 3/4" Male Iron Pipe Threads	0.7	18	40.96
Q28-23-NL (C86-33-NL)	5/8" Extra Strong Lead (XS) x 3/4" Male Iron Pipe Threads	0.8	-	31.86
* Q18-33-Q38-23-NL	5/8" Dbl. Extra Strong Lead (XXS) or 3/4" Strong Lead (S) x 3/4" Male Iron Pipe Threads	0.8	18	43.20
Q28-33-NL	3/4" Extra Strong Lead (XS) x 3/4" Male Iron Pipe Threads	1.0	14	44.39
Q38-33-NL	3/4" Dbl. Extra Strong Lead (XXS) x 3/4" Male Iron Pipe Threads	1.3	14	51.88
Q18-44-NL	1" Strong Lead (S) x 1" Male Iron Pipe Threads	1.5	8	77.98
Q28-44-NL	1" Extra Strong Lead (XS) x 1" Male Iron Pipe Threads	1.5	8	64.40
Q38-44-NL	1" Dbl. Extra Strong Lead (XXS) x 1" Male Iron Pipe Threads	1.5	8	72.67
Q28-55-NL (C86-55-NL)	1-1/4" Extra Strong Lead (XS) x 1-1/4" Male Iron Pipe Threads	1.7	-	70.17
Q28-66-NL (C86-66-IDR7-NL)	1-1/2" Extra Strong Lead (XS) x 1-1/2" Male Iron Pipe Threads	2.8	-	109.81
Q28-77-NL	2" Extra Strong Lead (XS) x 2" Male Iron Pipe Threads	4.7	5	218.46
<b>LEAD PIPE TO FLARE COPPER</b>				
Q22-13-NL (C24-33-NL)	1/2" Extra Strong Lead (XS) x 3/4" Flare Copper	0.9	-	40.33
* Q12-23-Q32-13-NL	1/2" Dbl. Extra Strong Lead (XXS) or 5/8" Strong Lead (S) x 3/4" Flare Copper	1.1	12	46.13
Q22-23-NL (C26-33-NL)	5/8" Extra Strong Lead (XS) x 3/4" Flare Copper	1.1	-	42.16
Q22-24-NL	5/8" Extra Strong Lead (XS) x 1" Flare Copper	1.6	8	49.46
Q12-33-Q32-23-NL	5/8" Dbl. Extra Strong Lead (XXS) or 3/4" Strong Lead (S) x 3/4" Flare Copper	1.1	12	45.08
Q22-33-NL	3/4" Extra Strong Lead (XS) x 3/4" Flare Copper	1.3	12	53.24
Q32-33-NL	3/4" Dbl. Extra Strong Lead (XXS) x 3/4" Flare Copper	1.6	12	62.81
* Q12-34-Q32-24-NL	5/8" Dbl. Extra Strong Lead (XXS) or 3/4" Strong Lead (S) x 1" Flare Copper	1.7	6	78.98
Q22-34-NL	3/4" Extra Strong Lead (XS) x 1" Flare Copper	1.7	10	76.09
Q12-44-NL	1" Strong Lead (S) x 1" Flare Copper	1.6	5	93.87
Q22-44-NL	1" Extra Strong Lead (XS) x 1" Flare Copper	2.0	5	66.95
Q32-44-NL	1" Dbl. Extra Strong Lead (XXS) x 1" Flare Copper	2.0	5	84.64

Grip Joint for CTS or PEP (3/4" and 1") can be ordered by inserting "-G" into the catalog number. Example: C86-33-G-NL

\* These items fit two types/sizes of lead pipe as shown in the description. When ordering, use complete catalog number.

**Note:** Catalog numbers in (parentheses), that are used for other types of pipe and tubing, are identical to their corresponding Lead-Pak couplings, however, the Grip Joint version of these are incompatible with lead pipe.

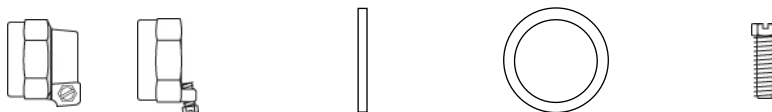
<b>LEAD PIPE DIMENSIONS</b>	
SIZE (I.D.) AND TYPE OF LEAD PIPE	APPROX. AVERAGE O.D.
1/2" Extra Strong	0.876
1/2" Double Extra Strong	1.012
5/8" Strong	1.019
5/8" Extra Strong	1.082
5/8" Double Extra Strong	1.137
3/4" Strong	1.156
3/4" Extra Strong	1.212
3/4" Double Extra Strong	1.336
1" Strong	1.428
1" Extra Strong	1.492
1" Double Extra Strong	1.596
1-1/4" Extra Strong	1.765
1-1/2" Extra Strong	2.076
2" Extra Strong	2.751

**NO-CONTACT COUPLINGS (patent pending)**

CATALOG NUMBER	DESCRIPTION	APPROX. WT. LBS.	STD. PKG. QTY.	LIST PRICE
*Q11-33-Q31-23-NC-NL	5/8" dbl. extra strong lead (XXS) or 3/4" strong lead (S) x 3/4" female iron pipe thread	1.2	10	74.27
*Q14-33-Q34-23-NC-NL	5/8" dbl. extra strong lead (XXS) or 3/4" strong lead (S) x 3/4" cop. or plastic tubing (CTS)	1.5	10	86.95
*Q18-33-Q38-23-NC-NL	5/8" dbl. extra strong lead (XXS) or 3/4" strong lead (S) x 3/4" male iron pipe threads	1.2	-	76.10
Q22-33-NC-NL	3/4" extra strong lead (XS) x 3/4" flare copper	1.4	10	86.14
Q22-34-NC-NL	3/4" extra strong lead (XS) x 1" flare copper	1.9	6	108.99
Q24-33-NC-NL	3/4" extra strong lead (XS) x 3/4" cop. or plastic tubing (CTS)	1.3	10	94.22
Q24-34-NC-NL	3/4" extra strong lead (XS) x 1" cop. or plastic tubing (CTS)	1.5	8	110.51
Q28-33-NC-NL	3/4" extra strong lead (XS) x 3/4" male iron pipe threads	1.1	11	77.29
Q21-44-NC-NL	1" extra strong lead (XS) x 1" female iron pipe thread	1.8	-	101.16
Q22-44-NC-NL	1" extra strong lead (XS) x 1" flare copper	2.4	4	99.85
Q24-44-NC-NL	1" extra strong lead (XS) x 1" cop. or plastic tubing (CTS)	1.4	4	130.77
Q28-44-NC-NL	1" extra strong lead (XS) x 1" male iron pipe threads	1.7	7	97.30

\*These items fit two types/sizes of lead pipe as shown in the description.

## PACK JOINT NUTS AND PARTS



PACK JOINT NUT SIZE AND TYPE	NUT & GASKET ASSEMBLY COMPLETE		BEVELED RUBBER GASKET ONLY		PLASTIC ANTI-FRICTION RING		CLAMP / SET SCREW	
	CATALOG No.	PRICE	CAT. No.	PRICE	CAT. No.	PRICE	CAT. No.	PRICE
<b>COPPER OR PLASTIC TUBING (CTS)</b>								
1/2"	NG-AA4	\$ 6.42	GT-1	\$ 1.04	FR-A	\$ 0.22	CS-A	\$ 0.48
5/8"	NG-B4	8.01	GT-24	1.31	FR-A-5	0.22	CS-A	0.48
3/4"	NG-D4 (bx. qty.50)	7.07	GT-1-5	0.62	FR-A-5	0.22	CS-A	0.48
1"	NG-F4	8.04	GT-5	0.83	FR-D	0.22	CS-A	0.48
1" (Corp/BallCorp)	NG-FF4	10.85	GT-7	0.83	FR-E	0.22	CS-A	0.48
1-1/4"	NG-F6-NG-H4	15.12	GT-10	1.94	FR-F	0.29	CS-A	0.48
1-1/4" (BallCorp)	NG-FF6-NG-HH4	19.40	GT-10-5	2.65	FR-G	0.32	CS-A	0.48
** 1-1/2"	NG-J4	22.88	GT-14	3.52	FR-H	0.41	CS-B	0.96
1-1/2" (BallCorp)	NG-JJJ4	34.12	GT-28	4.07	FR-T	0.43	CS-B	0.96
** 2"	NG-K4	32.19	GT-17	2.64	FR-K	0.44	CS-B	0.96
2" (BallCorp)	NG-KKK4	43.27	GT-25	6.23	FR-R	0.63	CS-B	0.96
2-1/2"	NG-L4	55.02	GT-61	3.19	FR-S	0.58	CS-B	0.96
<b>IRON PIPE</b>								
1/2"	NG-A5	6.08	GT-1-5	0.62	FR-A-5	0.22	SS-A	0.92
3/4"	NG-D5	7.58	GT-3	1.51	FR-D	0.22	SS-A	0.92
1"	NG-F5	13.14	GT-9	1.61	FR-F	0.29	SS-C	1.37
1-1/4"	NG-H5	15.58	GT-15	2.30	FR-H	0.41	SS-C	1.37
1-1/2"	NG-J5	24.64	GT-16	2.56	FR-J	0.40	SS-C	1.37
2"	NG-K5	31.17	GT-18	2.95	FR-M	0.48	SS-C	1.37
<b>PE PIPE</b>								
3/4"	NG-D6	9.17	GT-3	1.51	FR-D	0.22	CS-A	0.48
3/4" (Corp/BallCorp)	NG-DD6	11.80	GT-4	2.84	FR-E	0.22	CS-A	0.48
1"	NG-F6-NG-H4	15.12	GT-10	1.94	FR-F	0.29	CS-A	0.48
1" (Corp/BallCorp)	NG-FF6-NG-HH4	19.40	GT-10-5	2.65	FR-G	0.32	CS-A	0.48
1-1/4"	NG-H6	20.83	GT-15-5	1.80	FR-H	0.41	CS-A	0.48
1-1/4" (BallCorp)	NG-HH6	30.60	GT-49	6.60	FR-J	0.40	CS-A	0.48
1-1/2"	NG-JJ6-IDR7	31.73	GT-17	2.64	FR-K	0.44	CS-B	0.96
1-1/2" (BallCorp)	NG-JJJ6-IDR7	43.41	GT-25	6.23	FR-R	0.63	CS-B	0.96
2"	NG-KK6-IDR7	41.34	GT-27	3.69	FR-S	0.58	CS-B	0.96
<b>PVC PIPE</b>								
1/2"	NG-A7	7.14	GT-1-5	0.62	FR-A-5	0.22	CS-A	0.48
3/4"	NG-D7	9.17	GT-3	1.51	FR-D	0.22	CS-A	0.48
3/4" (Corp/BallCorp)	NG-DD7	11.80	GT-4	2.84	FR-E	0.22	CS-A	0.48
1"	NG-F7	14.22	GT-9	1.61	FR-F	0.29	CS-A	0.48
1" (Corp/BallCorp)	NG-FF7	19.38	GT-10-5	2.65	FR-G	0.32	CS-A	0.48
1-1/4"	NG-H7	20.73	GT-15	2.30	FR-H	0.41	CS-B	0.96
1-1/4" (BallCorp)	NG-HH7	38.12	GT-48	6.42	FR-J	0.40	CS-B	0.96
* 1-1/2" (BallCorp)	NG-JJ7	32.50	GT-16	2.56	FR-J	0.40	CS-B	0.96
2"	NG-K7	37.86	GT-18	2.95	FR-M	0.48	CS-B	0.96
2" (BallCorp)	NG-KK7	40.77	GT-31	5.54	FR-R	0.63	CS-B	0.96
<b>LEAD PIPE</b>								
1/2" XS	NG-AAX	7.07	GT-1-5	0.62	FR-A-5	0.22	CS-A	0.48
1/2" XXS	NG-AAAX	11.94	GT-3	1.51	FR-D	0.22	CS-A	0.48
5/8" S	NG-BX	11.94	GT-3	1.51	FR-D	0.22	CS-A	0.48
5/8" XS	NG-BBX	11.62	GT-3	1.51	FR-D	0.22	CS-A	0.48
5/8" XXS	NG-BBBX	11.52	GT-5	0.83	FR-D	0.22	CS-A	0.48
3/4" S	NG-DX	11.52	GT-5	0.83	FR-D	0.22	CS-A	0.48
3/4" XS	NG-DDX	15.77	GT-39	1.61	FR-X	0.29	CS-A	0.48
3/4" XXS	NG-DDDX	14.86	GT-10	1.94	FR-F	0.29	CS-A	0.48
1" S	NG-FX	19.62	GT-12	1.87	FR-G	0.32	CS-A	0.48
1"XS	NG-FFX	19.40	GT-12	1.87	FR-G	0.32	CS-A	0.48
1" XXS	NG-FFFX	19.40	GT-13	1.79	FR-G	0.32	CS-A	0.48
1-1/4" S	NG-H7	20.73	GT-15	2.30	FR-H	0.41	CS-B	0.96
1-1/4" XS	NG-HX	21.13	GT-15-5	1.80	FR-H	0.41	CS-A	0.48
1-1/2" XS	NG-JX	38.46	GT-17	2.64	FR-K	0.44	CS-B	0.96
2" XS	NG-KX	66.44	GT-26	6.63	-	-	SS-C	1.37

The price of products, sold less nuts, will be adjusted to reflect additional handling and packaging charges. Call Customer Service for pricing.

\* All 1-1/2" PVC couplings, tees, ells, curb stops and flange valves will use a Ballcorp style Pack Joint nut, NG-JJ7.

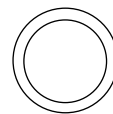
\*\* Some tees, ells, curb stops and flange valves require the Ballcorp style Pack Joint nut. See next page for listing of these products.



Products (other than BallCorps) that require BallCorp Pack Joint nuts or Grip Joint nuts

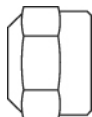
CATALOG NUMBER	PACK JOINT NUT NUMBER	GRIP JOINT NUT NUMBER
FV43-666W-NL	NG-JJJ4	GJCN4-6
FV43-777W-NL	NG-KKK4	GJCN4-7
L44-77-NL		
T444-777-NL		
All 1-1/2" PVC	NG-JJ7	-

## GRIP JOINT NUTS AND PARTS



GRIP JOINT NUT SIZE AND TYPE	NUT, GASKET AND GRIPPER ASSEMBLY COMPLETE		BEVELED RUBBER GASKET ONLY		NYLON WASHER		GRIPPER RING ONLY	
	CATALOG NUMBER	PRICE	CAT. No.	PRICE	CAT. No.	PRICE	CAT. No.	PRICE
<b>COPPER OR PLASTIC TUBING (CTS)</b>								
3/4"	GJN4-3 (bx. qty. 72)	\$ 9.15	GT-1-5	\$ 0.62	FG-AAT	\$ 0.32	GJNGR4-3	\$ 2.11
1"	GJN4-4	12.53	GT-5	0.83	FG-FFT	0.41	GJNGR4-4	2.20
1" (Corp/BallCorp)	GJCN4-4	14.94	GT-7	0.83	FG-GG	0.80	GJNGR4-4	2.20
1-1/4"	GJN6-4-GJN4-5	19.38	GT-10	1.94	FG-HH	1.04	GJNGR6-4	2.90
1-1/4" (BallCorp)	GJCN4-5	20.95	GT-10-5	2.65	FG-JJ	1.04	GJNGR6-4	2.90
1-1/2"	GJN4-6	26.77	GT-14	3.52	FG-RR	1.48	GJNGR4-6	4.56
1-1/2" (BallCorp)	GJCN4-6	36.45	GT-28	4.07	FG-SS	1.48	GJNGR4-6	4.56
2"	GJN4-7	37.02	GT-17	2.64	FG-TT	1.52	GJNGR4-7	5.59
2" (BallCorp)	GJCN4-7	44.13	GT-25	6.23	FG-VV	3.34	GJNGR4-7	5.59
<b>PE PIPE</b>								
3/4"	GJN6-3	12.75	GT-3	1.51	FG-FF	0.41	GJNGR6-3	2.20
3/4" (Corp/BallCorp)	GJCN6-3	13.13	GT-4	2.84	FG-GG	0.80	GJNGR6-3	2.20
1" (1.409 ream)	GJN6-4-GJN4-5	19.38	GT-10	1.94	FG-HH	1.04	GJNGR6-4	2.90
1" (Corp/BallCorp)	GJCN6-4	20.95	GT-10-5	2.65	FG-JJ	1.04	GJNGR6-4	2.90

## QUICK JOINT NUTS AND GASKETS



QUICK JOINT NUT SIZE AND TYPE	NUT, GASKET & GRIPPER ASSEMBLY COMPLETE		GASKET AND GRIPPER RING ASSEMBLY	
	CATALOG No.	PRICE	CATALOG No.	PRICE
<b>COPPER OR PLASTIC TUBING (CTS)</b>				
1/2"	QJN4-1	\$ 14.82	QJNGA4-1	\$ 7.35
5/8"	QJN4-2	7.79	QJNGA4-2	3.52
3/4"	QJN4-3	10.85	QJNGA4-3	4.22
1"	QJN4-4	13.31	QJNGA4-4	5.06
1-1/4"	QJN4-5	21.80	QJNGA4-5	6.70
1-1/2"	QJN4-6	28.37	QJNGA4-6	10.80
2"	QJN4-7	39.23	QJNGA4-7	14.87
<b>PE PIPE</b>				
3/4"	QJN6-3	16.51	QJNGA6-3	4.89
1"	QJN6-4	21.80	QJNGA6-4	6.70

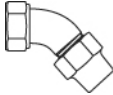
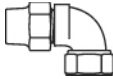
The price of products, sold less nuts, will be adjusted to reflect additional handling and packaging charges. Call Customer Service for pricing.



## FLARE COPPER TO FEMALE IRON PIPE THREAD

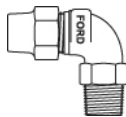
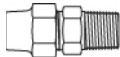
### FLARE COPPER TO FEMALE IRON PIPE THREAD

CATALOG NUMBER	DESCRIPTION		APPROX. WT. LBS.	STD. PKG. QTY.	LIST PRICE
	FLARE COPPER	FEM. IRON PIPE			
<b>STRAIGHT COUPLINGS</b>					
C21-11-NL	1/2"	1/2"	0.4	50	\$ 11.17
C21-31-NL	3/4"	1/2"	0.6	25	18.44
C21-23-NL	5/8"	3/4"	0.5	25	19.29
C21-33-NL	3/4"	3/4"	0.7	20	21.12
C21-34-NL	3/4"	1"	0.8	20	27.63
C21-35-NL	3/4"	1-1/4"	0.9	15	32.84
C21-43-NL	1"	3/4"	1.0	20	29.08
C21-44-NL	1"	1"	1.1	12	32.30
C21-45-NL	1"	1-1/4"	1.2	12	40.03
C21-46-NL	1"	1-1/2"	1.6	10	51.84
C21-55-NL	1-1/4"	1-1/4"	1.7	8	60.82
C21-66-NL	1-1/2"	1-1/2"	2.5	4	86.76
C21-67-NL	1-1/2"	2"	3.4	4	110.25
C21-77-NL	2"	2"	4.6	3	164.57
C21-78-NL	2"	2-1/2"	6.1	-	225.19
<b>ELL COUPLINGS</b>					
L21-33-NL	3/4"	3/4"	1.0	16	25.68
L21-44-NL	1"	1"	1.9	8	42.33
L21-66-NL	1-1/2"	1-1/2"	2.7	4	136.77
L21-77-NL	2"	2"	6.3	1	227.93
<b>EIGHTH BEND COUPLINGS</b>					
LA21-33-NL	3/4"	3/4"	0.8	18	29.39
LA21-44-NL	1"	1"	1.4	10	49.07



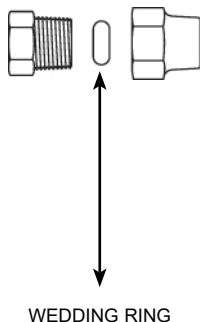
### FLARE COPPER TO MALE IRON PIPE THREAD

CATALOG NUMBER	DESCRIPTION		APPROX. WT. LBS.	STD. PKG. QTY.	LIST PRICE
	FLARE COPPER	MALE IRON PIPE			
<b>STRAIGHT COUPLINGS</b>					
C28-11-NL	1/2"	1/2"	0.4	50	\$ 14.07
C28-13-NL	1/2"	3/4"	0.5	36	16.84
C28-21-NL	5/8"	1/2"	0.5	-	19.50
C28-23-NL	5/8"	3/4"	0.6	30	19.50
C28-31-NL	3/4"	1/2"	0.6	25	20.88
C28-33-NL	3/4"	3/4"	0.7	20	21.41
C28-34-NL	3/4"	1"	0.7	20	24.63
C28-43-NL	1"	3/4"	1.0	15	32.62
C28-44-NL	1"	1"	1.1	10	30.57
C28-54-NL	1-1/4"	1"	1.4	8	48.27
C28-55-NL	1-1/4"	1-1/4"	1.6	6	60.95
C28-65-NL	1-1/2"	1-1/4"	2.9	4	91.23
C28-66-NL	1-1/2"	1-1/2"	2.9	4	94.27
C28-77-NL	2"	2"	5.0	-	173.00
<b>ELL COUPLINGS</b>					
L28-11-NL	1/2"	1/2"	0.5	-	21.62
L28-33-NL	3/4"	3/4"	0.8	16	22.94
* L28-34-AWT-NL	3/4"	1"	1.0	-	33.88
L28-43-NL	1"	3/4"	1.1	12	32.12
L28-44-NL	1"	1"	1.3	8	38.05
L28-66-NL	1-1/2"	1-1/2"	2.9	3	136.25
L28-77-NL	2"	2"	5.3	1	232.30



\*This item is not one piece but is two adapter pieces assembled watertight.

## FLARE COPPER TO FLARE COPPER (2 PART) COUPLINGS (SUPPLIED WITH WEDDING RING)

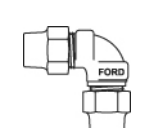
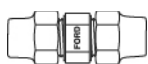


CATALOG NUMBER	DESCRIPTION		APPROX. WT. LBS.	STD. PKG. QTY.	LIST PRICE
	FLARE COPPER	FLARE COPPER			
<b>STRAIGHT COUPLINGS</b>					
CS22-33-NL	3/4"	3/4"	0.6	25	\$ 23.84
CS22-44-NL	1"	1"	0.9	15	36.84
CS22-55-NL	1-1/4"	1-1/4"	0.9	10	66.94
CS22-66-NL	1-1/2"	1-1/2"	4.0	6	97.21
CS22-77-NL	2"	2"	6.7	3	171.82

### WEDDING RING ONLY (FOR 2 PART COUPLINGS)

CATALOG NUMBER	STYLE AND COUPLING APPLICATION	APPROX. WT. LBS.	STD. PKG. QTY.	LIST PRICE
WR-3-NL	3/4" for CS22-33	0.1	450	\$ 4.63
WR-4-NL	1" for CS22-44	0.1	250	5.36
WR-5-NL	1-1/4" for CS22-55	0.1	100	6.68
WR-6-NL	1-1/2" for CS22-66	1.4	85	8.52
WR-7-NL	2" for CS22-77	2.2	40	16.29

## FLARE COPPER TO FLARE COPPER (3 PART) COUPLINGS



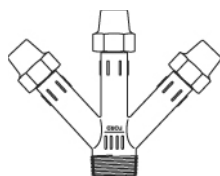
CATALOG NUMBER	DESCRIPTION		APPROX. WT. LBS.	STD. PKG. QTY.	LIST PRICE
	FLARE COPPER	FLARE COPPER			
<b>STRAIGHT COUPLINGS</b>					
C22-11-NL	1/2"	1/2"	0.6	30	\$ 17.69
C22-12-NL	1/2"	5/8"	0.7	-	23.43
C22-13-NL	1/2"	3/4"	0.8	20	23.28
C22-22-NL	5/8"	5/8"	0.8	-	26.50
C22-23-NL	5/8"	3/4"	1.0	15	28.78
C22-33-NL	3/4"	3/4"	1.0	14	27.05
C22-34-NL	3/4"	1"	1.3	12	40.03
C22-44-NL	1"	1"	1.9	6	47.33
C22-55-NL	1-1/4"	1-1/4"	2.7	4	97.12
C22-66-NL	1-1/2"	1-1/2"	4.5	7	142.11
C22-77-NL	2"	2"	8.4	1	231.85
<b>ELL COUPLINGS</b>					
L22-33-NL	3/4"	3/4"	1.0	14	28.80
L22-34-NL	3/4"	1"	1.4	10	41.44
L22-44-NL	1"	1"	1.8	8	48.01
L22-66-NL	1-1/2"	1-1/2"	4.8	2	202.10
L22-77-NL	2"	2"	8.5	2	278.54

## FLARE "Y" BRANCH CONNECTIONS

*(PACK JOINT "Y" BRANCH CONNECTIONS ARE LISTED ON PAGE J-13)*



Y22-247-NL




Y28-347-NL

CATALOG NUMBER	DESCRIPTION			APPROX. WT. LBS.	STD. PKG. QTY.	LIST PRICE
	MULTI-BRANCH END	x	SINGLE BRANCH END			
<b>TWO BRANCH CONNECTIONS</b>						
Y21-246-NL	Two 1" Flare Cop Conns.	x	1-1/2" Female Iron Pipe	2.7	2	\$ 153.65
Y21-247-NL	Two 1" Flare Cop Conns.	x	2" Female Iron Pipe	4.1	2	185.58
Y22-243-NL	Two 3/4" Flare Cop Conns.	x	1" Flare Copper	1.8	5	58.39
Y22-246-NL	Two 1" Flare Cop Conns.	x	1-1/2" Flare Copper	4.4	2	167.07
Y22-247-NL	Two 1" Flare Cop Conns.	x	2" Flare Copper	6.0	4	213.97
Y28-234-NL	Two 3/4" Flare Cop Conns.	x	1" Male Iron Pipe	1.3	8	52.26
Y28-246-NL	Two 1" Flare Cop Conns.	x	1-1/2" Male Iron Pipe	2.7	4	142.63
Y28-247-NL	Two 1" Flare Cop Conns.	x	2" Male Iron Pipe	2.7	2	137.33
Y88-247-NL	Two 1" Male Iron Pipe	x	2" Male Iron Pipe	1.7	4	121.57
<b>THREE BRANCH CONNECTIONS</b>						
Y21-347-NL	Three 1" Flare Cop Conns.	x	2" Female Iron Pipe	5.7	5	248.07
Y22-346-NL	Three 1" Flare Cop Conns.	x	1-1/2" Flare Copper	6.8	5	301.00
Y22-347-NL	Three 1" Flare Cop Conns.	x	2" Flare Copper	8.6	5	373.13
Y28-346-NL	Three 1" Flare Cop Conns.	x	1-1/2" Male Iron Pipe	5.3	4	249.95
Y28-347-NL	Three 1" Flare Cop Conns.	x	2" Male Iron Pipe	5.1	5	239.78

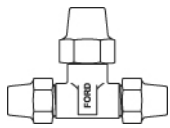
J

**SERVICE TEES**

(PACK JOINT TEES ARE LISTED ON PAGES J-12 & J-13)



T882-333-NL



T222-334-NL

CATALOG NUMBER	DESCRIPTION		APPROX. WT. LBS.	STD. PKG. QTY.	LIST PRICE
	BOTH ENDS (RUN)	X OUTLET SIDE			
T111-333-NL	3/4" Female Iron Pipe	x 3/4" Female Iron Pipe	0.6	-	\$ 29.49
T111-444-NL	1" Female Iron Pipe	x 1" Female Iron Pipe	2.0	9	42.04
T181-333-NL	3/4" FIP to 3/4" MIP	x 3/4" Female Iron Pipe	0.6	-	29.49
T181-664-NL	1-1/2" FIP to 1-1/2" MIP	x 1" Female Iron Pipe	2.0	-	83.11
T181-774-NL	2" FIP to 2" MIP	x 1" Female Iron Pipe	2.2	4	94.79
T222-113-NL	1/2" Flare Copper	x 3/4" Flare Copper	1.1	-	40.45
T222-333-NL	3/4" Flare Copper	x 3/4" Flare Copper	1.5	8	50.74
T222-334-NL	3/4" Flare Copper	x 1" Flare Copper	1.8	5	60.70
T222-443-NL	1" Flare Copper	x 3/4" Flare Copper	2.1	6	68.29
T222-444-NL	1" Flare Copper	x 1" Flare Copper	2.5	4	85.20
T222-445-NL	1" Flare Copper	x 1-1/4" Flare Copper	3.6	-	100.85
T222-664-NL	1-1/2" Flare Copper	x 1" Flare Copper	5.4	5	200.08
T222-666-NL	1-1/2" Flare Copper	x 1-1/2" Flare Copper	7.1	4	222.45
* T222-774-AWT-NL	2" Flare Copper	x 1" Flare Copper	14.1	2	510.67
T222-777-NL	2" Flare Copper	x 2" Flare Copper	12.6	3	417.36
T228-333-NL	3/4" Flare Copper	x 3/4" Male Iron Pipe	1.2	8	46.31
T228-334-NL	3/4" Flare Copper	x 1" Male Iron Pipe	1.3	-	50.58
T228-444-NL	1" Flare Copper	x 1" Male Iron Pipe	2.3	5	74.78
T282-333-NL	3/4" Fl. Cop. to 3/4" MIP	x 3/4" Flare Copper	1.2	-	40.72
T282-334-NL	3/4" Fl. Cop. to 3/4" MIP	x 1" Flare Copper	1.8	-	52.76
T282-444-NL	1" Fl. Cop. to 1" MIP	x 1" Flare Copper	2.4	-	73.58
T882-333-NL	3/4" Male Iron Pipe	x 3/4" Flare Copper	0.9	-	38.49
T882-334-NL	3/4" Male Iron Pipe	x 1" Flare Copper	1.2	10	50.74
T882-444-NL	1" Male Iron Pipe	x 1" Flare Copper	1.6	-	70.49
T888-333-NL	3/4" Male Iron Pipe	x 3/4" Male Iron Pipe	0.6	20	29.49
T888-334-NL	3/4" Male Iron Pipe	x 1" Male Iron Pipe	0.7	10	35.72
T888-444-NL	1" Male Iron Pipe	x 1" Male Iron Pipe	0.9	10	46.15
T888-445-NL	1" Male Iron Pipe	x 1-1/4" Male Iron Pipe	1.0	9	51.29
T888-777-NL	2" Male Iron Pipe	x 2" Male Iron Pipe	3.9	-	201.30

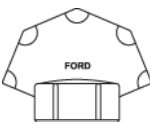
\* This item is manufactured from two castings assembled watertight.

**MULTI-SERVICE TEE**



CATALOG NUMBER	DESCRIPTION		APPROX. WT. LBS.	STD. PKG. QTY.	LIST PRICE
	SINGLE INLET	X MULTI-OUTLET			
T11-663-NL	1-1/2" Female Iron Pipe	x Six 3/4" Female Iron Pipe	1.6	5	\$ 88.41
T11-674-NL	2" Female Iron Pipe	x Six 1" Female Iron Pipe	2.9	4	103.00

**MULTI-SERVICE "Y"**



CATALOG NUMBER	DESCRIPTION		APPROX. WT. LBS.	STD. PKG. QTY.	LIST PRICE
	SINGLE INLET	X MULTI-OUTLET			
Y11-474-NL	2" Female Iron Pipe	x Four 1" Female Iron Pipe	3.2	3	\$ 118.29

**ADAPTERS FOR FLARE COPPER CONNECTIONS  
(REPLACES COPPER FLARE NUT)**

CATALOG NUMBER	DESCRIPTION		APPROX. WT. LBS.	STD. PKG. QTY.	LIST PRICE
<b>COPPER TUBE NUTS WITH MALE IRON PIPE THREADS</b>					
 C08-33-NL	3/4" Female Copper Thread	x 3/4" Male Iron Pipe	0.3	40	\$ 13.81
C08-43-NL	1" Female Copper Thread	x 3/4" Male Iron Pipe	0.6	20	24.98
C08-44-NL	1" Female Copper Thread	x 1" Male Iron Pipe	0.7	20	24.19
C08-45-NL	1" Female Copper Thread	x 1-1/4" Male Iron Pipe	0.8	14	59.96
C08-66-NL	1-1/2" Female Copper Thread	x 1-1/2" Male Iron Pipe	1.5	6	52.48
C08-77-NL	2" Female Copper Thread	x 2" Male Iron Pipe	2.6	3	89.22
<b>COPPER TUBE NUTS WITH FEMALE IRON PIPE THREAD CONNECTIONS</b>					
C01-11-NL	1/2" Female Copper Thread	x 1/2" Female Iron Pipe	0.4	42	14.88
C01-13-NL	1/2" Female Copper Thread	x 3/4" Female Iron Pipe	0.4	44	17.49
C01-33-NL	3/4" Female Copper Thread	x 3/4" Female Iron Pipe	0.4	40	17.49
C01-34-NL	3/4" Female Copper Thread	x 1" Female Iron Pipe	0.7	25	29.25
C01-43-NL	1" Female Copper Thread	x 3/4" Female Iron Pipe	0.7	15	34.45
C01-44-NL	1" Female Copper Thread	x 1" Female Iron Pipe	0.8	15	29.53
C01-55-NL	1-1/4" Female Copper Thread	x 1-1/4" Female Iron Pipe	1.0	10	46.10
C01-65-NL	1-1/2" Female Copper Thread	x 1-1/4" Female Iron Pipe	1.7	6	72.45
C01-66-NL	1-1/2" Female Copper Thread	x 1-1/2" Female Iron Pipe	1.4	8	62.81
C01-67-NL	1-1/2" Female Copper Thread	x 2" Female Iron Pipe	1.5	5	71.44
C01-75-NL	2" Female Copper Thread	x 1-1/4" Female Iron Pipe	3.1	-	128.15
C01-77-NL	2" Female Copper Thread	x 2" Female Iron Pipe	2.6	3	107.70
<b>PIGGY BACK NUTS AND INCREASERS</b>					
C02-23-NL	5/8" Female Copper Thread	x 3/4" Flare Copper	0.7	25	24.40
C02-31-NL	3/4" Female Copper Thread	x 1/2" Flare Copper	0.5	30	17.86
C02-32-NL	3/4" Female Copper Thread	x 5/8" Flare Copper	0.6	25	20.89
C02-33-NL	3/4" Female Copper Thread	x 3/4" Flare Copper	0.7	20	33.73
C02-34-NL	3/4" Female Copper Thread	x 1" Flare Copper (with nut)	1.0	15	32.38
C02-43-NL	1" Female Copper Thread	x 3/4" Flare Copper	1.0	15	32.07
C02-44-NL	1" Female Copper Thread	x 1" Flare Copper	1.3	12	46.27
C02-45-NL	1" Female Copper Thread	x 1-1/4" Flare Copper	1.7	9	69.53
C02-54-NL	1-1/4" Female Copper Thread	x 1" Flare Copper	1.4	10	57.33
C02-64-NL	1-1/2" Female Copper Thread	x 1" Flare Copper	1.9	5	97.12
C02-65-NL	1-1/2" Female Copper Thread	x 1-1/4" Flare Copper	2.4	8	112.41
C02-74-NL	2" Female Copper Thread	x 1" Flare Copper	3.0	3	137.89
C02-75-NL	2" Female Copper Thread	x 1-1/4" Flare Copper	3.8	4	167.35
C02-76-NL	2" Female Copper Thread	x 1-1/2" Flare Copper	4.2	2	181.23
<b>ELL COUPLINGS</b>					
L02-33-NL	3/4" Female Copper Thread	x 3/4" Flare Copper	1.0	15	31.82
L02-33S-NL	3/4" Female Copper Thread Swivel	x 3/4" Flare Copper	1.1	14	42.47
L02-44-NL	1" Female Copper Thread	x 1" Flare Copper	1.6	8	50.69
L02-44S-NL	1" Female Copper Thread Swivel	x 1" Flare Copper	1.6	8	59.96
L02-66-NL	1-1/2" Female Copper Thread	x 1-1/2" Flare Copper	3.5	2	160.60
L02-66S-NL	1-1/2" Female Copper Thread Swivel	x 1-1/2" Flare Copper	4.6	2	175.55
L02-77-NL	2" Female Copper Thread	x 2" Flare Copper	7.0	1	300.65
L02-77S-NL	2" Female Copper Thread Swivel	x 2" Flare Copper	8.0	1	307.59
<b>EIGHTH BEND COUPLINGS</b>					
LA02-33-NL	3/4" Female Copper Thread	x 3/4" Flare Copper	0.7	18	29.82
LA02-33S-NL	3/4" Female Copper Thread Swivel	x 3/4" Flare Copper	1.0	18	38.28
LA02-44-NL	1" Female Copper Thread	x 1" Flare Copper	1.3	10	43.91
LA02-44S-NL	1" Female Copper Thread Swivel	x 1" Flare Copper	1.5	10	52.23
LA02-66-NL	1-1/2" Female Copper Thread	x 1-1/2" Flare Copper	3.4	2	139.05
LA02-66S-NL	1-1/2" Female Copper Thread Swivel	x 1-1/2" Flare Copper	4.3	2	236.54
LA02-77-NL	2" Female Copper Thread	x 2" Flare Copper	6.4	3	256.84
LA02-77S-NL	2" Female Copper Thread Swivel	x 2" Flare Copper	7.7	1	334.84

Note: Copper gaskets are included with 3/4"-2" female copper thread sizes.

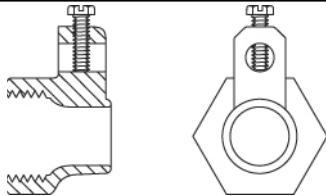
"Less Nut" can be ordered by inserting "-LN" into the catalog number. Example: C02-44-LN-NL

**COPPER TUBE NUTS FOR FLARE CONNECTIONS**



CATALOG NUMBER	DESCRIPTION CONNECTION SIZE	APPROX. WT. LBS.	STD. PKG. QTY.	LIST PRICE
CTN-1	1/2"	0.2	-	\$ 3.62
CTN-2	5/8"	0.2	-	5.71
CTN-3	3/4"	0.3	40	5.95
CTN-4	1"	0.5	16	9.84
CTN-5	1-1/4"	0.7	10	15.80
CTN-6	1-1/2"	1.2	7	27.49
CTN-7	2"	2.2	3	51.24

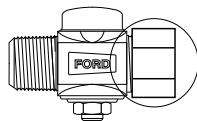
**THAW WIRE COPPER TUBE NUTS FOR FLARE COPPER CONNECTIONS**



These nuts have a lug attachment for connecting an electric thawing wire.

CATALOG NUMBER	DESCRIPTION CONNECTION SIZE	APPROX. WT. LBS.	STD. PKG. QTY.	LIST PRICE
CTN-3-THW	3/4"	0.4	35	\$ 15.60
CTN-4-THW	1"	0.7	15	19.49

**BRASS END CAPS - TO CAP OFF A CORPORATION STOP OR COUPLING**

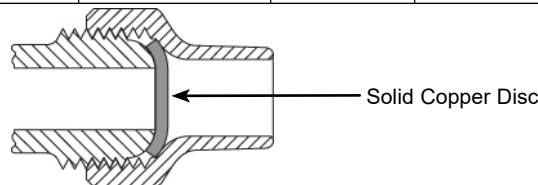


CATALOG NUMBER	VALVE SIZE	TYPE OF CORPORATION STOPS/COUPLINGS	APPROX. WT. LBS.	STD. PKG. QTY.	LIST PRICE
CAP-24-3-NL	3/4"	Flare Copper Corp & CTS Compression Corps	0.3	72	\$ 38.46
CAP-2-4-NL	1"	Flare Copper Corp & CTS Compression Corps <i>- Also fits 3/4" PEP Corp &amp; 3/4" PVC Corp</i>	0.5	32	62.19
CAP-4-4-NL	1"	CTS Pack Joint Coupling & CTS Grip Joint Coupling	0.6	32	62.19
CAP-2-5-NL	1-1/4"	Flare Copper Corp & CTS Compression Corp (excluding Quick Joint) <i>- Also fits 1" PEP Corp &amp; 1" PVC Corp</i>	0.7	24	71.86
CAP-4-5-Q-NL	1-1/4"	CTS Quick Joint Corp	0.8	34	71.86
CAP-4-5-NL	1-1/4"	CTS Pack Joint Corp & CTS Grip Joint Coupling - <i>Also fits 1" PEP Cplg</i>	0.9	24	71.86
CAP-2-6-NL	1-1/2"	Flare Copper Corp, CTS Compression Corp (excluding Quick Joint) & PVC Coupling	1.0	20	92.46
CAP-4-6-Q-NL	1-1/2"	CTS Quick Joint Corp	1.0	18	92.46
CAP-2-7-NL	2"	Flare Copper Corp, CTS Compression Corp (excluding Quick Joint) & PVC Corp - <i>Also fits 2-1/2" CTS Pack &amp; Grip Coupling</i>	1.6	9	121.71
CAP-4-7-Q-NL	2"	CTS Quick Joint Corp	1.7	12	121.71
CAP-4-7-NL	2"	CTS Pack Joint Coupling & CTS Grip Joint Coupling - <i>Also fits 1-1/2" PEP Pack Joint (IDR7)</i>	2.5	12	121.71

**SOLID COPPER DISCS TO PLUG SERVICE AT FLARE COPPER CONNECTIONS**



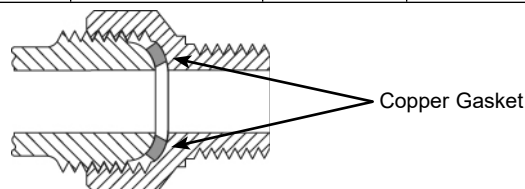
CATALOG NUMBER	DESCRIPTION CONNECTION SIZE	APPROX. WT. LBS.	STD. PKG. QTY.	LIST PRICE
DISC-2	5/8"	0.01	100	\$ 2.71
DISC-3	3/4"	0.04	100	2.24
DISC-4	1"	0.06	100	2.95
DISC-5	1-1/4"	0.07	25	4.39
DISC-6	1-1/2"	0.09	25	7.29
DISC-7	2"	0.18	25	8.09



**COPPER GASKETS FOR FLARE COPPER CONNECTIONS**  
*(for adapters that replace flare copper tube nut)*



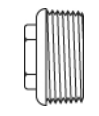
CATALOG NUMBER	DESCRIPTION CONNECTION SIZE	APPROX. WT. LBS.	STD. PKG. QTY.	LIST PRICE
SLC-3	3/4"	0.01	100	\$ 2.01
SLC-4	1"	0.02	100	2.85
SLC-5	1-1/4"	0.03	-	3.24
SLC-6	1-1/2"	0.04	-	4.60
SLC-7	2"	0.08	-	5.81



### BRASS BUSHINGS\*



C18-34-NL



C18-37-NL

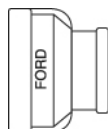
CATALOG NUMBER	DESCRIPTION		APPROX. WT. LBS.	STD. PKG. QTY.	LIST PRICE
C18-13-NL	1/2" Female Iron Pipe	x 3/4" Male Iron Pipe	0.1	100	\$ 6.00
C18-14-NL	1/2" Female Iron Pipe	x 1" Male Iron Pipe	0.3	60	9.47
C18-31-NL	3/4" Female Iron Pipe	x 1/2" Male Iron Pipe	0.4	30	7.47
C18-34-NL	3/4" Female Iron Pipe	x 1" Male Iron Pipe	0.3	60	7.47
C18-35-NL	3/4" Female Iron Pipe	x 1-1/4" Male Iron Pipe	0.4	35	17.86
C18-36-NL	3/4" Female Iron Pipe	x 1-1/2" Male Iron Pipe	0.9	20	30.21
C18-37-NL	3/4" Female Iron Pipe	x 2" Male Iron Pipe	0.7	16	31.48
C18-43-NL	1" Female Iron Pipe	x 3/4" Male Iron Pipe	0.3	40	13.74
C18-45-NL	1" Female Iron Pipe	x 1-1/4" Male Iron Pipe	0.4	35	14.38
C18-46-NL	1" Female Iron Pipe	x 1-1/2" Male Iron Pipe	0.7	20	30.21
C18-47-NL	1" Female Iron Pipe	x 2" Male Iron Pipe	0.7	16	29.16
C18-54-NL	1-1/4" Female Iron Pipe	x 1" Male Iron Pipe	0.6	14	27.50
C18-56-NL	1-1/4" Female Iron Pipe	x 1-1/2" Male Iron Pipe	0.7	20	20.82
C18-57-NL	1-1/4" Female Iron Pipe	x 2" Male Iron Pipe	1.1	10	51.40
C18-67-NL	1-1/2" Female Iron Pipe	x 2" Male Iron Pipe	0.8	15	29.08
C18-76-NL	2" Female Iron Pipe	x 1-1/2" Male Iron Pipe	1.7	6	89.60
C18-78-NL	2" Female Iron Pipe	x 2-1/2" Male Iron Pipe	1.4	6	46.65

\* Also commonly referred to as a coupling (increasing or decreasing) for waterworks applications.

### BRASS UNIONS

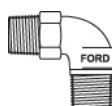
CATALOG NUMBER	DESCRIPTION		APPROX. WT. LBS.	STD. PKG. QTY.	LIST PRICE
UNION-3-NL	3/4" Female Iron Pipe	x 3/4" Female Iron Pipe	0.8	25	\$ 33.90
UNION-4-NL	1" Female Iron Pipe	x 1" Female Iron Pipe	1.0	12	62.17

### COUPLINGS AND REDUCING COUPLINGS



CATALOG NUMBER	DESCRIPTION		APPROX. WT. LBS.	STD. PKG. QTY.	LIST PRICE
C11-33-NL	3/4" Female Iron Pipe	x 3/4" Female Iron Pipe	0.4	28	\$ 16.98
C11-43-NL	1" Female Iron Pipe	x 3/4" Female Iron Pipe	0.4	24	19.26
C11-44-NL	1" Female Iron Pipe	x 1" Female Iron Pipe	0.5	1	21.55
C11-54-NL	1-1/4" Female Iron Pipe	x 1" Female Iron Pipe	0.6	20	21.55
C11-64-NL	1-1/2" Female Iron Pipe	x 1" Female Iron Pipe	0.7	15	30.74
C11-66-NL	1-1/2" Female Iron Pipe	x 1-1/2" Female Iron Pipe	0.8	9	40.75
C11-74-NL	2" Female Iron Pipe	x 1" Female Iron Pipe	1.5	8	62.89
C11-75-NL	2" Female Iron Pipe	x 1-1/4" Female Iron Pipe	1.5	8	52.61
C88-45-NL	1-1/4" Male Iron Pipe	x 1" Male Iron Pipe	0.6	24	34.80

### ELL COUPLINGS



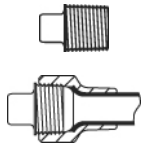
CATALOG NUMBER	DESCRIPTION		APPROX. WT. LBS.	STD. PKG. QTY.	LIST PRICE
L18-33-NL	3/4" Female Iron Pipe	x 3/4" Male Iron Pipe	0.5	18	\$ 18.55
L18-44-NL	1" Female Iron Pipe	x 1" Male Iron Pipe	0.9	12	49.21
L18-76S-NL	2" Female Iron Pipe (swivel nut)	x 1-1/2" Male Iron Pipe	3.2	4	128.61
L18-87S-NL	2-1/2" Female Iron Pipe (swivel nut)	x 2" Male Iron Pipe	4.0	2	249.63
L88-33-NL	3/4" Male Iron Pipe	x 3/4" Male Iron Pipe	0.5	30	17.93
L88-77-NL	2" Male Iron Pipe	x 2" Male Iron Pipe	2.4	4	154.33

J

### EIGHTH BEND COUPLINGS

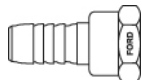
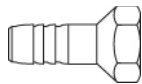
CATALOG NUMBER	DESCRIPTION		APPROX. WT. LBS.	STD. PKG. QTY.	LIST PRICE
LA81-44-NL	1" Male Iron Pipe	x 1" Female Iron Pipe	0.9	15	\$ 44.73

## BRASS SERVICE PLUGS



CATALOG NUMBER	DESCRIPTION	APPROX. WT. LBS.	STD. PKG. QTY.	LIST PRICE
<b>Pipe Plugs</b>				
CSP-3-I-NL	3/4" Male Iron Pipe Thread x Square Wrench Head	0.2	100	\$ 11.59
CSP-4-I-NL	1" Male Iron Pipe Thread x Square Wrench Head	0.4	50	18.49
CSP-6-I-NL	1-1/2" Male Iron Pipe Thread x Square Wrench Head	0.4	-	42.67
<b>Copper Service Plugs</b>				
CSP-3-NL	Male Cop. Thrd. for 3/4" CTN x Square Wrench Head	0.2	50	11.92
CSP-4-NL	Male Cop. Thrd. for 1" CTN x Square Wrench Head	0.4	35	19.11

## \* STRAIGHT RIBBED INSERT FITTINGS FOR SIDR-7 PE PLASTIC PIPE

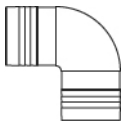


CATALOG NUMBER	DESCRIPTION	APPROX. WT. LBS.	STD. PKG. QTY.	LIST PRICE
<b>BOTH ENDS RIBBED INSERT FOR PE PIPE</b>				
PTP-1-NL	3/4" PE Pipe x 3/4" PE Pipe	0.3	60	\$ 16.32
PTP-21-NL	3/4" PE Pipe x 1" PE Pipe	0.4	40	22.60
PTP-2-NL	1" PE Pipe x 1" PE Pipe	0.4	35	21.77
PTP-3-NL	1-1/4" PE Pipe x 1-1/4" PE Pipe	0.5	25	29.04
PTP-32-NL	1-1/4" PE Pipe x 1" PE Pipe	0.5	25	30.74
PTP-4-NL	1-1/2" PE Pipe x 1-1/2" PE Pipe	0.8	12	42.79
PTP-5-NL	2" PE Pipe x 2" PE Pipe	1.1	9	53.75
<b>FEMALE COPPER THREAD TO RIBBED INSERT FOR PE PIPE</b>				
PTC-1-NL	3/4" Female Cop. Thrd. x 3/4" PE Pipe	0.3	25	16.53
PTC-21-NL	3/4" Female Cop. Thrd. x 1" PE Pipe	0.4	25	18.09
PTC-2-NL	1" Female Cop. Thrd. x 1" PE Pipe	0.7	20	29.74
PTC-4-NL	1-1/2" Female Cop. Thrd. x 1-1/2" PE Pipe	1.4	8	65.01
PTC-5-NL	2" Female Cop. Thrd. x 2" PE Pipe	2.5	3	111.44
<b>MALE IRON PIPE THREAD TO RIBBED INSERT FOR PE PIPE</b>				
PTM-1-NL	3/4" Male Iron Pipe x 3/4" PE Pipe	0.3	45	13.59
PTM-21-NL	3/4" Male Iron Pipe x 1" PE Pipe	0.4	36	18.97
PTM-2-NL	1" Male Iron Pipe x 1" PE Pipe	0.5	25	22.28
PTM-3-NL	1-1/4" Male Iron Pipe x 1-1/4" PE Pipe	0.8	18	36.99
PTM-4-NL	1-1/2" Male Iron Pipe x 1-1/2" PE Pipe	1.0	12	35.94
PTM-5-NL	2" Male Iron Pipe x 2" PE Pipe	1.1	8	38.04
<b>FEMALE IRON PIPE THREAD TO RIBBED INSERT FOR PE PIPE</b>				
PTF-1-NL	3/4" Female Iron Pipe x 3/4" PE Pipe	0.5	30	20.31
PTF-21-NL	3/4" Female Iron Pipe x 1" PE Pipe	0.5	25	21.46
PTF-2-NL	1" Female Iron Pipe x 1" PE Pipe	0.6	25	22.65
<b>SOLDER SOCKET FOR COPPER TO RIBBED INSERT FOR PE PIPE</b>				
○ PTSS-1-NL	3/4" Solder Socket for Cop. x 3/4" PE Pipe	0.3	-	18.32
○ PTSS-2-NL	1" Solder Socket for Cop. x 1" PE Pipe	0.5	25	22.00
○ PTSS-3-NL	1-1/4" Solder Socket for Cop. x 1-1/4" PE Pipe	0.8	-	36.73
<b>SOLDER NOSE FOR COPPER TO RIBBED INSERT FOR PE PIPE</b>				
○ PTS-1-NL	3/4" Solder Nose for Cop. x 3/4" PE Pipe	0.2	80	15.88
○ PTS-2-NL	1" Solder Nose for Cop. x 1" PE Pipe	0.3	50	19.52
○ PTS-3-NL	1-1/4" Solder Nose for Cop. x 1-1/4" PE Pipe	0.8	-	38.09

○ **Attention:** Special solder and procedures are required for best results. Contact factory or see website for installation instructions.

\* For use, specifically, with stainless steel screw-type clamps.

## \* ELL RIBBED INSERT FITTINGS FOR SIDR-7 PE PLASTIC PIPE

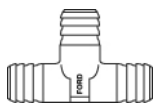


CATALOG NUMBER	DESCRIPTION	APPROX. WT. LBS.	STD. PKG. QTY.	LIST PRICE
<b>BOTH ENDS RIBBED INSERT FOR PE PIPE</b>				
PTPL-4-NL	1-1/2" PE Pipe x 1-1/2" PE Pipe	1.0	6	\$ 54.54
PTPL-5-NL	2" PE Pipe x 2" PE Pipe	1.5	6	84.33

\* For use, specifically, with stainless steel screw-type clamps.



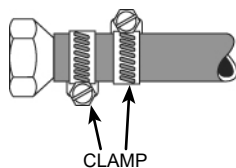
**\* SERVICE TEE RIBBED INSERT FITTING FOR 1" SIDR-7 PE PLASTIC PIPE**



CATALOG NUMBER	DESCRIPTION	APPROX. WT. LBS.	STD. PKG. QTY.	LIST PRICE
PTPT-2-NL	1" PE Pipe x 1" PE Pipe x 1" PE Pipe	0.7	18	\$ 50.99

\* For use, specifically, with stainless steel screw-type clamps.

**STAINLESS STEEL SCREW-TYPE CLAMPS FOR PE PLASTIC PIPE**



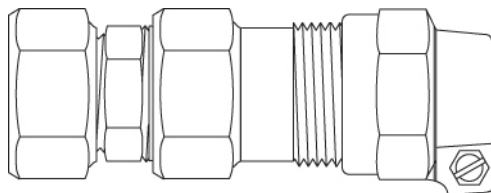
CATALOG NUMBER	DESCRIPTION	APPROX. WT. LBS.	STD. PKG. QTY.	LIST PRICE
CLAMP-16	For 3/4" PE Pipe	0.05	100	\$ 4.84
CLAMP-20	For 1" PE Pipe	0.05	75	4.84
CLAMP-24	For 1-1/4" PE Pipe	0.05	70	4.84
CLAMP-32	For 1-1/2" PE Pipe	0.06	40	4.84
CLAMP-40	For 2" PE Pipe	0.07	35	4.84

**FLARE NUTS FOR SIDR-7 PE PIPE (REPLACES COPPER FLARE NUT)**



CATALOG NUMBER	DESCRIPTION	APPROX. WT. LBS.	STD. PKG. QTY.	LIST PRICE
FPN-3	For 3/4" PE Pipe	0.4	35	\$ 12.86
FPN-4	For 1" PE Pipe	0.7	-	20.14

**SERVICE INSULATOR COUPLINGS**



CATALOG NUMBER	DESCRIPTION	COMPONENTS	LIST PRICE
SI-C02-33-AWT-NL	3/4" Female Copper Thread x 3/4" Flare Copper	C08-33-NL/DB-34/C21-34-NL AWT	\$ 57.60
◆ SI-C04-44-AWT-NL	1" Female Copper Thread x 1" Pack Joint (CTS)	C08-44-NL/DB-45/C14-54-NL AWT	80.81
◆ SI-C04-66-AWT-NL	1-1/2" Female Copper Thread x 1-1/2" Pack Joint (CTS)	C08-66-NL/DB-67/C14-76-NL AWT	189.26
◆ SI-C04-77-AWT-NL	2" Female Copper Thread x 2" Pack Joint (CTS)	C08-77-NL/DB-78/C14-87-NL AWT	310.72
SI-C22-33-AWT-NL	3/4" Flare Copper x 3/4" Flare Copper	C21-34-NL/DB-34/C28-33-NL AWT	63.81
SI-C22-44-AWT-NL	1" Flare Copper x 1" Flare Copper	C21-45-NL/DB-45/C28-44-NL AWT	90.29
◆ SI-C44-33-AWT-NL	3/4" Pack Joint (CTS) x 3/4" Pack Joint (CTS)	C14-43-NL/DB-34/C84-33-NL AWT	68.91
◆ SI-C44-44-AWT-NL	1" Pack Joint (CTS) x 1" Pack Joint (CTS)	C84-44-NL/DB-45/PJA4-44-C14-54-NL AWT	89.09
◆ SI-C44-55-AWT-NL	1-1/4" Pack Joint (CTS) x 1-1/4" Pack Joint (CTS)	C84-55-NL/DB-56/C21-66-LN-NL/C01-65-NL/C84-55-NL AWT	276.15
SI-C44-66-AWT-NL	1-1/2" Pack Joint (CTS) x 1-1/2" Pack Joint (CTS)	C84-66-NL/DB-67/C14-76-NL AWT	209.39
SI-C44-77-AWT-NL	2" Pack Joint (CTS) x 2" Pack Joint (CTS)	C84-77-NL/DB-78/C14-87-NL AWT	328.86
SI-C44-77-AWT-Q-NL	2" Quick Joint (CTS) x 2" Quick Joint (CTS)	C84-77-Q-NL/DB-78/C14-87-Q-NL AWT	357.21
SI-C77-44-AWT-NL	1" Pack Joint (PVC) x 1" Pack Joint (PVC)	C17-54-NL/DB45/C87-44-NL AWT	112.49

Note: These products are manufactured from components assembled watertight.

Grip Joint for CTS is available. Insert "-G" into the catalog number. Example: SI-C04-44-G-NL

◆ Quick Joint is available. Insert "-Q" into the catalog number. Example: SI-C04-44-Q-NL