

FORD BOLTED FLEX COUPLINGS

Section M

Ford Bolted Coupling Numbering System

TYPE OF COUPLING

- FC1** = Ductile Iron Coupling
- FC2A** = Ductile Iron Transition Coupling
- FIB** = Insulating Boot for Ductile Iron Pipe and Cast Iron Pipe
- FRC** = Iron Reducing Coupling
- FFCA** = Iron Flanged Coupling Adapter
- FRR** = Cut-In Coupling
- FEC** = End Cap Coupling

OPTIONAL FEATURES

- SH** = Type 304 Stainless Steel Nuts and Bolts
 - ESH** = Type 304 Stainless Steel Nuts and Bolts with Epoxy Coated Coupling
 - N** = NBR (Buna-N) Gaskets, Alloy Bolts and Nuts with Shop Coated Coupling
 - EPDM** = EPDM Gaskets
 - BBN** = Blue Fluorocarbon Coated Nuts and Bolts
 - L12** = 12" Long Center Sleeve Length (for FC1 4" and 6" FC2A 4"-12")
- FOR FFCA COUPLING ADAPTERS**
- AS2** = Two Anchor Studs
 - AS4** = Four Anchor Studs (316 Stainless Steel Nuts and Bolts available-contact factory)

F C 1-6 9 0-7 2 0 -S H

(one end) (other end)

O.D. SIZE

Use listed catalog sizes

NOTE: For most coupling types each number indicates top end of range, only FC1 and FC2A have an O.D. size for each coupling end.

TYPE OF COUPLING

- MJFA** = Mechanical Joint Flange Adapter
- MJC** = Mechanical Joint Couplings

NOMINAL PIPE SIZE

- 3-I = 3"
- 4-I = 4"
- 6-I = 6"
- 8-I = 8"
- 10-I = 10"
- 12-I = 12"

M J F A-6 -I

TYPE OF COUPLING

- FC2W** = Ductile Iron Wide Range Coupling (epoxy coated, NBR (Buna-N) gaskets)

F C 2 W-6 -S H

NOMINAL PIPE SIZE

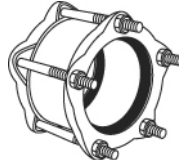
- 3 = 3"
- 4 = 4"
- 6 = 6"
- 8 = 8"
- 10 = 10"
- 12 = 12"
- 16 = 16"

OPTIONAL FEATURES

- SH** = Type 304 Stainless Steel Nuts and Bolts
- L12** = 12" Long Center Sleeve (sizes 3"-12")
- EPDM** = EPDM Gasket
- EC** = End Cap with 2" FIP Threaded Boss (sizes 4"-12")
- BBN** = Blue Fluorocarbon Coated Nuts and Bolts (316 stainless steel nuts and bolts available-contact factory)

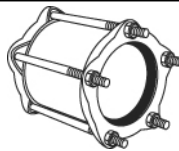
Note: See item listings in catalog section to ensure that desired sizes and options are available.

FORD DUCTILE IRON COUPLINGS STYLE FC1



NOM. PIPE SIZE	GASKET RNG. 1ST HALF CAT. NO.	END RING COLOR	BY	GASKET RNG. 2ND HALF CAT. NO.	END RING COLOR	CENTER SLEEVE LENGTH	NO. OF BOLTS	APPROX. WT. LBS.	STANDARD CATALOG NUMBER	LIST PRICE		
										STANDARD COUPLING	*OPTIONAL FEATURE CODES STAINLESS STEEL BOLTS SH	EPOXY COAT AND S.S. BOLTS ESH
2"	2.34-2.63	Red	X	2.34-2.63	Red	4"	2	6	FC1-263-263	\$ 54.03	\$ 74.79	\$ 88.14
2-1/2"	See 2" FC2A on page M-4											
4"	4.00	Red	X	4.00	Red	5"	3	14	FC1-400-400	96.00	133.23	165.54
	4.00	Red		4.50-4.80	Red				FC1-400-480			
	4.00	Red		4.80-5.10	Black				FC1-400-510			
	4.50-4.80	Red		4.50-4.80	Red				FC1-480-480			
	4.50-4.80	Red		4.80-5.10	Black				FC1-480-510			
4.80-5.10	Black	4.80-5.10	Black	FC1-510-510								
6"	6.00	Red	X	6.00	Red	5"	4	20	FC1-600-600	130.95	180.61	228.53
	6.00	Red		6.63-6.90	Red				FC1-600-690			
	6.00	Red		6.90-7.20	Black				FC1-600-720			
	6.30	Red		6.30	Red				FC1-630-630			
	6.63-6.90	Red		6.63-6.90	Red				FC1-690-690			
	6.63-6.90	Red		6.90-7.20	Black				FC1-690-720			
6.90-7.20	Black	6.90-7.20	Black	FC1-720-720								
8"	8.00	Red	X	8.00	Red	5"	5	29	FC1-800-800	174.77	232.54	300.73
	8.00	Red		8.63-9.05	Red				FC1-800-905			
	8.00	Red		9.05-9.40	Black				FC1-800-940			
	8.16-8.40	Red		8.16-8.40	Black				FC1-840-840			
	8.63-9.05	Red		8.63-9.05	Red				FC1-905-905			
	8.63-9.05	Red		9.05-9.40	Black				FC1-905-940			
9.05-9.40	Black	9.05-9.40	Black	FC1-940-940								
10"	10.20-10.50	Red	X	10.20-10.50	Red	6"	6	41.5	FC1-1050-1050	235.46	304.77	400.94
	10.75	Red		10.75	Red				FC1-1075-1075			
	10.75	Red		11.10-11.46	Black				FC1-1075-1146			
	11.10-11.46	Black		11.10-11.46	Black				FC1-1146-1146			
12"	12.24-12.50	Red	X	12.24-12.50	Red	6"	7	54.5	FC1-1250-1250	271.68	352.57	483.20
	12.75	Red		12.75	Red				FC1-1275-1275			
	12.75	Red		13.20-13.56	Black				FC1-1275-1356			
	13.20-13.56	Black		13.20-13.56	Black				FC1-1356-1356			

FORD DUCTILE IRON COUPLINGS STYLE FC1-L12 (12" LENGTHS)



NOM. PIPE SIZE	GASKET RNG. 1ST HALF CAT. NO.	END RING COLOR	BY	GASKET RNG. 2ND HALF CAT. NO.	END RING COLOR	CENTER SLEEVE LENGTH	NO. OF BOLTS	APPROX. WT. LBS.	STANDARD CATALOG NUMBER	LIST PRICE		
										STANDARD COUPLING	*OPTIONAL FEATURE CODES STAINLESS STEEL BOLTS SH	EPOXY COAT AND S.S. BOLTS ESH
4"	4.00	Red	X	4.00	Red	12"	3	29	FC1-400-400-L12	\$ 157.03	\$ 221.30	\$ 288.29
	4.00	Red		4.50-4.80	Red				FC1-400-480-L12			
	4.00	Red		4.80-5.10	Black				FC1-400-510-L12			
	4.50-4.80	Red		4.50-4.80	Red				FC1-480-480-L12			
	4.50-4.80	Red		4.80-5.10	Black				FC1-480-510-L12			
4.80-5.10	Black	4.80-5.10	Black	FC1-510-510-L12								
6"	6.00	Red	X	6.00	Red	12"	4	42	FC1-600-600-L12	222.26	307.97	407.30
	6.00	Red		6.63-6.90	Red				FC1-600-690-L12			
	6.00	Red		6.90-7.20	Black				FC1-600-720-L12			
	6.30	Red		6.30	Red				FC1-630-630-L12			
	6.63-6.90	Red		6.63-6.90	Red				FC1-690-690-L12			
	6.63-6.90	Red		6.90-7.20	Black				FC1-690-720-L12			
6.90-7.20	Black	6.90-7.20	Black	FC1-720-720-L12								

To Order: Locate the gasket range that accommodates your pipe O.D. for both coupling ends. Use the corresponding catalog number.
 Example: To connect 6.63 O.D. PVC pipe to 7.10 O.D. pipe use catalog number FC1-690-720; for 12" long sleeve FC1-690-720-L12.

***Options:** **SH** Standard coated coupling with stainless steel nuts and bolts; Add **"-SH"** to the catalog number.

ESH Epoxy coated coupling with stainless steel nuts and bolts; Add **"-ESH"** to the catalog number.

Example: FC1-690-720-ESH is an FC1 coupling with epoxy coating and stainless steel nuts and bolts.

N Coupling with Buna-N gaskets; Add **"-N"** to the catalog number and add 5% of the standard coupling price to the list price.

COMPONENT PARTS FOR STYLE FC1 COUPLING

ALL COMPONENTS ARE PRICED "EACH"

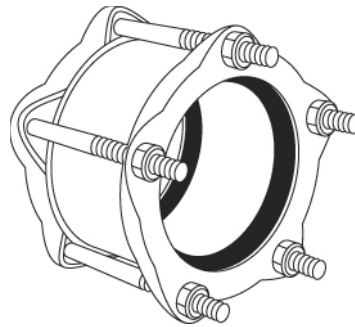
NOM. PIPE SIZE	GASKET CAT. No.	LIST PRICE	END RING CAT. No.	LIST PRICE	CENTER SLEEVE CAT. No.	LIST PRICE	BOLTS AND NUTS CAT. No.	LIST PRICE
2"	FC1G-234-263	\$ 4.65	FC1-RER-2	\$ 8.33	FC1-CS-2	\$ 17.00	FBN-58-65	\$ 5.51
4"	FC1G-400 FC1G-450-480 FC1G-480-510	11.07	FC1-RER-4 FC1-BER-4	15.23	FC1-CS-4	23.97	FBN-58-8	6.47
6"	FC1G-600 FC1G-630 FC1G-663-690 FC1G-690-720	11.98	FC1-BER-6 FC1-RER-6 FC1-BER-6	20.31	FC1-CS-6	40.60	FBN-58-8	6.47
8"	FC1G-800 FC1G-816-840 FC1G-863-905 FC1G-905-940	15.23	FC1-RER-8 FC1-BER-8	23.97	FC1-CS-8	64.12	FBN-58-8	6.47
10"	FC1G-1020-1050 FC1G-1075 FC1G-1110-1146	18.45	FC1-RER-10 FC1-BER-10	34.98	FC1-CS-10	84.26	FBN-58-9	7.37
12"	FC1G-1224-1250 FC1G-1275 FC1G-1320-1356	33.77	FC1-RER-12 FC1-BER-12	42.41	FC1-CS-12	88.55	FBN-58-9	7.37

COMPONENT PARTS FOR STYLE FC1-L12 COUPLING (12" LENGTHS)

ALL COMPONENTS ARE PRICED "EACH"

NOM. PIPE SIZE	GASKET CAT. No.	LIST PRICE	END RING CAT. No.	LIST PRICE	CENTER SLEEVE CAT. No.	LIST PRICE	BOLTS AND NUTS CAT. No.	LIST PRICE
4"	FC1G-400 FC1G-450-480 FC1G-480-510	\$ 11.07	FC1-RER-4 FC1-BER-4	\$ 15.23	FC1-CS-4-L12	\$ 85.04	FBN-58-155	\$ 15.16
6"	FC1G-600 FC1G-630 FC1G-663-690 FC1G-690-720	11.98	FC1-BER-6 FC1-RER-6 FC1-BER-6	20.31	FC1-CS-6-L12	106.74	FBN-58-155	15.16

FORD TRANSITION COUPLINGS STYLE FC2A



NOM. PIPE SIZE	GASKET RANGE 1ST HALF CAT. NO.	END RING COLOR	BY	GASKET RANGE 2ND HALF CAT. NO.	END RING COLOR	CENTER SLEEVE LENGTH	NO. OF BOLTS	APPROX. WT. LBS.	LIST PRICE		
									STANDARD COUPLING	*OPTIONAL FEATURE CODES STAINLESS STEEL BOLTS SH	EPOXY COAT AND S.S. BOLTS ESH
2"	2.30-2.45	Black	X	2.30-2.45	Black	4"	2	9	\$ 54.35	\$ 75.08	\$ 96.14
	2.40-2.65	Black		2.40-2.65	Black						
	2.65-2.88	Black		2.65-2.88	Black						
3"	3.13	Red	X	3.13	Red	4"	3	14	89.13	120.28	152.95
	3.45-3.60	Red		3.45-3.60	Red						
	3.70-3.88	Black		3.70-3.88	Black						
	3.91-4.06	Black		3.91-4.06	Black						
	4.07-4.20	Black		4.07-4.20	Black						
4"	4.00	Red	X	4.00	Red	5"	3	16	105.33	142.57	179.78
	4.50	Red		4.50	Red						
	4.80-5.14	Black		4.80-5.14	Black						
	5.15-5.57	White/Gray		5.15-5.57	White/Gray						
6"	6.00	Red	X	6.00	Red	5"	4	24	143.70	193.36	249.78
	6.63	Red		6.63	Red						
	6.90-7.20	Black		6.90-7.20	Black						
	7.21-7.56	White/Gray		7.21-7.56	White/Gray						
8"	8.00	Red	X	8.00	Red	5"	5	34	181.92	243.96	321.79
	8.63	Red		8.63	Red						
	9.05-9.40	Black		9.05-9.40	Black						
	9.40-9.74	White/Gray		9.40-9.74	White/Gray						
10"	10.00	Red	X	10.00	Red	6"	6	48	250.26	319.56	434.34
	10.75	Red		10.75	Red						
	11.10-11.40	Black		11.10-11.40	Black						
	11.42-11.77	Black		11.42-11.77	Black						
	11.77-12.12	White/Gray		11.77-12.12	White/Gray						
12"	12.00	Black	X	12.00	Black	6"	7	62	298.17	379.04	521.97
	12.75	Black		12.75	Black						
	13.20-13.50	Black		13.20-13.50	Black						
	13.69-14.04	White/Gray		13.69-14.04	White/Gray						
14"	14.03-14.38	White/Gray	X	14.03-14.38	White/Gray	6"	9	79	492.68	644.99	824.50
	15.30-15.70	Black		15.30-15.70	Black						
	16.00-16.35	Red		16.00-16.35	Red						
16"	16.40-16.88	White/Gray	X	16.40-16.88	White/Gray	6"	10	103	593.22	762.45	998.75
	17.40-17.80	Black		17.40-17.80	Black						
	18.45-18.97	White/Gray		18.45-18.97	White/Gray						
18"	18.90-19.20	White/Gray	X	18.90-19.20	White/Gray	7"	11	111	900.44	1086.61	1348.49
	19.50-20.00	Black		19.50-20.00	Black						
20"	21.60-22.06	Black	X	21.60-22.06	Black	7"	12	125	1079.87	1282.95	1559.31
24"	25.80-26.32	Black	X	25.80-26.32	Black	10"	14	183	1836.68	2102.34	2416.73

To Order: Locate the gasket range that accommodates your pipe O.D. for both coupling ends. Use the top range of each gasket size to determine the catalog number.

Example: To connect 6.63 O.D. PVC pipe to 6.90 O.D. pipe use catalog number FC2A-663-720.

***Options:** **SH** Standard coated coupling with stainless steel nuts and bolts; Add **"-SH"** to the catalog number.

ESH Epoxy coated coupling with stainless steel nuts and bolts; Add **"-ESH"** to the catalog number.

Example: FC2A-690-720-ESH is an FC2A coupling with epoxy coating and stainless steel nuts and bolts.

N Coupling with Buna-N gaskets; Add **"-N"** to the catalog number and add 5% of the standard coupling price to the list price.

Note: Gaskets for SDR 35 sewer pipe are available in the following sizes: 4.22", 6.23", 10.50" and 12.50". Use these sizes as part of the catalog number. Contact factory for pricing.

COMPONENT PARTS FOR STYLE FC2A TRANSITION COUPLINGS



NOM. PIPE SIZE	SBR GASKET CATALOG No. AND RANGE	LIST PRICE	COLOR CODE	END RING CATALOG NUMBER	LIST PRICE	CENTERSLEEVE CATALOG NUMBER	LIST PRICE	NUTS AND BOLTS CATALOG NUMBER	BOLT SIZE	LIST PRICE
2"	FC2AG-230-245 FC2AG-240-265 FC2AG-265-288	\$ 6.70 ea.	Black	FC2A-BER-2	\$ 7.98 ea.	FC2A-CS-2	\$ 12.10	FBN-58-65	5/8" x 6-1/2"	\$ 5.51 ea.
3"	FC2AG-345-360 FC2AG-370-388 FC2AG-391-406 FC2AG-407-420	11.07 ea.	Red	FC2A-RER-3	11.07 ea.	FC2A-CS-3	22.90	FBN-58-65	5/8" x 6-1/2"	5.51 ea.
			Black	FC2A-BER-3						
			Black							
4"	FC2AG-400 FC2AG-450 FC2AG-480-514 FC2AG-515-557	13.84 ea.	Red	FC2A-RER-4	13.93 ea.	FC2A-CS-4	30.45	FBN-58-8	5/8" x 8"	6.47 ea.
			Red							
			Black	FC2A-BER-4						
			White/Gray	FC2A-WER-4						
6"	FC2AG-600 FC2AG-663 FC2AG-690-720 FC2AG-721-756	14.47 ea.	Red	FC2A-RER-6	19.06 ea.	FC2A-CS-6	50.69	FBN-58-8	5/8" x 8"	6.47 ea.
			Red							
			Black	FC2A-BER-6						
			White/Gray	FC2A-WER-6						
8"	FC2AG-800 FC2AG-863 FC2AG-905-940 FC2AG-940-974	18.45 ea.	Red	FC2A-RER-8	29.60 ea.	FC2A-CS-8	53.50	FBN-58-8	5/8" x 8"	6.47 ea.
			Red							
			Black	FC2A-BER-8						
			White/Gray	FC2A-WER-8						
10"	FC2AG-1000 FC2AG-1075 FC2AG-1110-1140 FC2AG-1142-1177 FC2AG-1177-1212	23.05 ea.	Red	FC2A-RER-10	32.55 ea.	FC2A-CS-10	94.79	FBN-58-9	5/8" x 9"	7.37 ea.
			Red							
			Black	FC2A-BER-10						
			White/Gray	FC2A-WER-10						
12"	FC2AG-1200 FC2AG-1275 FC2AG-1320-1350 FC2AG-1369-1404 FC2AG-1403-1438	24.90 ea.	Black	FC2A-BER-12	49.40 ea.	FC2A-CS-12	97.92	FBN-58-9	5/8" x 9"	7.37 ea.
			Black							
			Black							
			White/Gray	FC2A-WER-12						
14"	FC2AG-1530-1570 FC2AG-1600-1635 FC2AG-1640-1688	42.98 ea.	Black	FC2A-BER-14	82.24 ea.	FC2A-CS-14	173.73	FBN-58-105	5/8" x 10-1/2"	7.83 ea.
			Red	FC2A-RER-14						
			White/Gray	FC2A-WER-14						
16"	FC2AG-1740-1780 FC2AG-1845-1897 FC2AG-1890-1920	48.35 ea.	Black	FC2A-BER-16	99.00 ea.	FC2A-CS-16	222.46	FBN-58-105	5/8" x 10-1/2"	7.83 ea.
			White/Gray	FC2A-WER-16						
			White/Gray							
18"	FC2AG-1950-2000	57.29 ea.	Black	FC2A-BER-18	186.90 ea.	FC2A-CS-18	328.28	FBN-58-105	5/8" x 10-1/2"	7.83 ea.
20"	FC2AG-2160-2206	60.88 ea.	Black	FC2A-BER-20	209.32 ea.	FC2A-CS-20	448.25	FBN-58-105	5/8" x 10-1/2"	7.83 ea.
24"	FC2AG-2580-2632	64.46 ea.	Black	FC2A-BER-24	474.31 ea.	FC2A-CS-24	608.86	FBN-58-135	5/8" x 13-1/2"	12.79 ea.

For optional Buna-N gasket add "-N" to the catalog number. Contact factory for price.

BUNA-N INSULATING BOOT FOR DUCTILE IRON PIPE AND CAST IRON PIPE

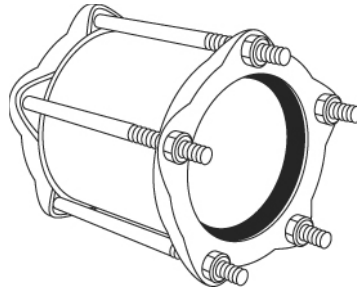


D.I. PIPE O.D.	CATALOG NUMBER	APPROX. WT. LBS.	LIST PRICE
4.80	FIB-480	0.7	\$ 40.92
6.90	FIB-690	1.0	50.20
9.05	FIB-905	1.3	59.40
11.10	FIB-1110	1.5	68.39
13.20	FIB-1320	1.9	77.74

Note: The FIB adds .25" to the pipe O.D. This additional O.D. must be considered when ordering accompanying coupling.



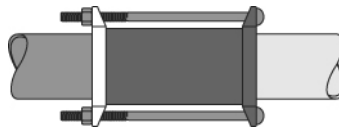
FORD TRANSITION COUPLINGS STYLE FC2A-L12 (12" LENGTHS)



NOM. PIPE SIZE	GASKET RANGE 1ST HALF CAT. NO.	END RING COLOR	BY	GASKET RANGE 2ND HALF CAT. NO.	END RING COLOR	CENTER SLEEVE LENGTH	NO. OF BOLTS	APPROX. WT. LBS.	LIST PRICE		
									STANDARD COUPLING	*OPTIONAL FEATURE CODES STAINLESS STEEL BOLTS AND S.S. BOLTS SH	EPOXY COAT AND S.S. BOLTS ESH
4"	4.00	Red	X	4.00	Red	12"	3	34	\$ 191.19	\$ 255.48	\$ 334.02
	4.50	Red		4.50	Red						
	4.80-5.14	Black		4.80-5.14	Black						
	5.15-5.57	White/Gray		5.15-5.57	White/Gray						
6"	6.00	Red	X	6.00	Red	12"	4	48	238.32	324.02	434.90
	6.63	Red		6.63	Red						
	6.90-7.20	Black		6.90-7.20	Black						
	7.21-7.56	White/Gray		7.21-7.56	White/Gray						
8"	8.00	Red	X	8.00	Red	12"	5	63	304.32	411.44	522.32
	8.63	Red		8.63	Red						
	9.05-9.40	Black		9.05-9.40	Black						
	9.40-9.74	White/Gray		9.40-9.74	White/Gray						
10"	10.00	Red	X	10.00	Red	12"	6	83	421.00	549.55	741.28
	10.75	Red		10.75	Red						
	11.10-11.40	Black		11.10-11.40	Black						
	11.42-11.77	Black		11.42-11.77	Black						
12"	11.77-12.12	White/Gray	X	11.77-12.12	White/Gray	12"	7	106	492.42	642.40	887.26
	12.00	Black		12.00	Black						
	12.75	Black		12.75	Black						
	13.20-13.50	Black		13.20-13.50	Black						
12"	13.69-14.04	White/Gray	X	13.69-14.04	White/Gray	12"	7	106	492.42	642.40	887.26
	14.03-14.38	White/Gray		14.03-14.38	White/Gray						



Steel Size PVC x Ductile Iron



A/C x C900 PVC



Steel Size PVC x Steel Size PVC

To Order: Locate the gasket range that accommodates your pipe O.D. for both coupling ends. Use the top range of each gasket size to determine the catalog number.

Example: To connect 6.63 O.D. PVC pipe to 6.90 O.D. pipe use catalog number FC2A-663-720-L12.

***Options:** **SH** Standard coated coupling with stainless steel nuts and bolts; Add **"-SH"** to the catalog number.

ESH Epoxy coated coupling with stainless steel nuts and bolts; Add **"-ESH"** to the catalog number.

Example: FC2A-690-720-L12-ESH is an FC2A coupling with epoxy coating and stainless steel nuts and bolts.

N Coupling with Buna-N gaskets; Add **"-N"** to the catalog number and add 5% of the standard coupling price to the list price.

Note: Gaskets for SDR 35 sewer pipe are available in the following sizes: 4.22", 6.23", 10.50" and 12.50". Use these sizes as part of the catalog number. Contact factory for pricing.

COMPONENT PARTS FOR STYLE FC2A-L12 TRANSITION COUPLINGS (12" LENGTHS)



NOM. PIPE SIZE	SBR GASKET CATALOG NO. AND RANGE	LIST PRICE	COLOR CODE	END RING CATALOG NUMBER	LIST PRICE	CENTER SLEEVE CATALOG NUMBER	LIST PRICE	NUTS AND BOLTS CATALOG NUMBER	BOLT SIZE	LIST PRICE
4"	FC2AG-400 FC2AG-450 FC2AG-480-514 FC2AG-515-557	\$ 13.84 ea.	Red	FC2A-RER-4	\$ 13.93 ea.	FC2A-CS-4-L12	\$ 97.44	FBN-58-155	5/8" x 15-1/2"	\$ 15.16 ea.
			Red	FC2A-BER-4						
			Black	FC2A-WER-4						
6"	FC2AG-600 FC2AG-663 FC2AG-690-720 FC2AG-721-756	14.47 ea.	Red	FC2A-RER-6	19.06 ea.	FC2A-CS-6-L12	120.13	FBN-58-155	5/8" x 15-1/2"	15.16 ea.
			Red	FC2A-BER-6						
			Black	FC2A-WER-6						
8"	FC2AG-800 FC2AG-863 FC2AG-905-940 FC2AG-940-974	18.45 ea.	Red	FC2A-RER-8	29.60 ea.	FC2A-CS-8-L12	144.44	FBN-58-155	5/8" x 15-1/2"	15.16 ea.
			Red	FC2A-BER-8						
			Black	FC2A-WER-8						
10"	FC2AG-1000 FC2AG-1075 FC2AG-1110-1140 FC2AG-1142-1177 FC2AG-1177-1212	23.05 ea.	Red	FC2A-RER-10	32.55 ea.	FC2A-CS-10-L12	233.17	FBN-58-155	5/8" x 15-1/2"	15.16 ea.
			Red	FC2A-BER-10						
			Black	FC2A-WER-10						
12"	FC2AG-1200 FC2AG-1275 FC2AG-1320-1350 FC2AG-1369-1404 FC2AG-1403-1438	24.90 ea.	Black	FC2A-BER-12	49.40 ea.	FC2A-CS-12-L12	254.43	FBN-58-155	5/8" x 15-1/2"	15.16 ea.
			Black	FC2A-WER-12						
			Black							

BUNA-N INSULATING BOOT FOR DUCTILE IRON PIPE AND CAST IRON PIPE

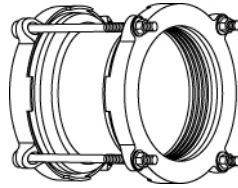


D.I. PIPE O.D.	CATALOG NUMBER	APPROX. WT. LBS.	LIST PRICE
4.80	FIB-480	0.7	\$ 40.92
6.90	FIB-690	1.0	50.20
9.05	FIB-905	1.3	59.40
11.10	FIB-1110	1.5	68.39
13.20	FIB-1320	1.9	77.74

Note: The FIB adds .25" to the pipe O.D. This additional O.D. must be considered when ordering accompanying coupling.



FORD "ULTRA-FLEX" WIDE RANGE COUPLINGS-STYLE FC2W



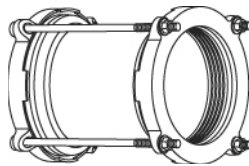
NOM. PIPE SIZE	RANGE (INCHES)	RANGE (MM)	CATALOG NUMBER	NUMBER OF BOLTS	SLEEVE LENGTH	APPROX. WT. LBS.	LIST PRICE	
							STANDARD CPLG. INCLUDES EPOXY	STAINLESS STEEL BOLT OPTION *-SH
3"	2.50-4.29	63.5-109.0	FC2W-3	3	7"	27	\$ 153.04	\$ 208.79
4"	3.96-5.60	100.6-142.2	FC2W-4	4	7"	35	165.11	242.81
6"	6.23-7.60	158.2-193.0	FC2W-6	4	7"	44	233.54	311.23
8"	8.40-9.75	213.3-247.6	FC2W-8	4	7"	52	272.67	350.33
10"	10.75-12.12	273.0-307.8	FC2W-10	6	9"	76	348.89	479.56
12"	12.75-14.38	323.8-365.25	FC2W-12	6	9"	97	411.69	542.38
16"	16.00-17.80	406.4-452.12	FC2W-16	8	10"	135	938.50	1109.90

Epoxy coating and Buna-N gaskets are standard with FC2W couplings.

* SH = Option for FC2W couplings with stainless steel nuts and bolts. Add "-SH" to the catalog number. Example: FC2W-6-SH

**COMPONENT PARTS FOR STYLE FC2W "ULTRA-FLEX" WIDE RANGE COUPLINGS
ALL COMPONENTS ARE PRICED "EACH"**

NOM. PIPE SIZE	GASKET CAT. NO.	LIST PRICE	END RING CAT. NO.	LIST PRICE	CENTER SLEEVE CAT. NO.	LIST PRICE	NUTS AND BOLTS CAT. NO.	LIST PRICE
3"	FC2WG-3	\$ 20.28	FC2W-ER-3	\$ 19.45	FC2W-CS-3	\$ 44.59	FBN-58-1125	\$ 9.92
4"	FC2WG-4	22.25	FC2W-ER-4	21.23	FC2W-CS-4	45.65	FBN-58-1125	9.92
6"	FC2WG-6	33.67	FC2W-ER-6	32.38	FC2W-CS-6	67.37	FBN-58-1125	9.92
8"	FC2WG-8	39.39	FC2W-ER-8	36.93	FC2W-CS-8	85.94	FBN-58-1125	9.92
10"	FC2WG-10	42.98	FC2W-ER-10	37.70	FC2W-CS-10	105.38	FBN-58-135	12.79
12"	FC2WG-12	53.47	FC2W-ER-12	43.26	FC2W-CS-12	134.27	FBN-58-135	12.79
16"	FC2WG-16	121.32	FC2W-ER-16	139.66	FC2W-CS-16	366.66	FBN-58-155	15.16



**FORD "ULTRA-FLEX" WIDE RANGE COUPLINGS WITH
12" LONG CENTER SLEEVES-STYLE FC2W-L12**

NOM. PIPE SIZE	RANGE (INCHES)	RANGE (MM)	CATALOG NUMBER	NUMBER OF BOLTS	APPROX. SLEEVE LENGTH	APPROX. WT. LBS.	LIST PRICE	
							STANDARD CPLG. INCLUDES EPOXY	STAINLESS STEEL BOLT OPTION *-SH
3"	2.50-4.29	63.5-109.0	FC2W-3-L12	3	12"	35	\$ 202.08	\$ 244.56
4"	3.96-5.60	100.6-142.2	FC2W-4-L12	4	12"	45	241.20	297.82
6"	6.23-7.60	158.2-193.0	FC2W-6-L12	4	12"	56	305.96	362.60
8"	8.40-9.75	213.3-247.6	FC2W-8-L12	4	12"	69	423.79	480.44
10"	10.75-12.12	273.0-307.8	FC2W-10-L12	6	12"	90	495.25	580.20
12"	12.75-14.38	323.8-365.25	FC2W-12-L12	6	12"	109	589.54	674.49

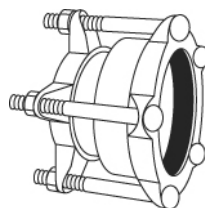
Epoxy coating and Buna-N gaskets are standard with FC2W couplings.

* SH = Option for FC2W couplings with stainless steel nuts and bolts. Add "-SH" to the catalog number. Example: FC2W-6-L12-SH

**COMPONENT PARTS FOR STYLE FC2W-L12 "ULTRA-FLEX" WIDE RANGE COUPLINGS
ALL COMPONENTS ARE PRICED "EACH"**

NOM. PIPE SIZE	GASKET CAT. NO.	LIST PRICE	END RING CAT. NO.	LIST PRICE	12" CENTER SLEEVE CAT. NO.	LIST PRICE	NUTS AND BOLTS CAT. NO.	LIST PRICE
3"	FC2WG-3	\$ 20.28	FC2W-ER-3	\$ 19.45	FC2W-CS-3-L12	\$ 100.78	FBN-58-165	\$ 11.79
4"	FC2WG-4	22.25	FC2W-ER-4	21.23	FC2W-CS-4-L12	107.66	FBN-58-165	11.79
6"	FC2WG-6	33.67	FC2W-ER-6	32.38	FC2W-CS-6-L12	126.38	FBN-58-165	11.79
8"	FC2WG-8	39.39	FC2W-ER-8	36.93	FC2W-CS-8-L12	224.10	FBN-58-165	11.79
10"	FC2WG-10	42.98	FC2W-ER-10	37.70	FC2W-CS-10-L12	262.22	FBN-58-165	11.79
12"	FC2WG-12	53.47	FC2W-ER-12	43.26	FC2W-CS-12-L12	325.31	FBN-58-165	11.79

FORD IRON REDUCING COUPLINGS STYLE FRC



NOM. PIPE SIZE	RANGE	END RING COLOR CODE	BY	RANGE	END RING COLOR CODE	APPROX. WEIGHT	LIST PRICE
	LARGE END 1ST HALF CAT. NO.			SMALL END 2ND HALF CAT. NO.			
4" x 3"	3.95-4.05	Red	X	3.45-3.60	Red	23	\$ 173.26
	4.45-4.60	Red		3.70-3.88	Black		
	4.80-5.00	Black		3.91-4.06	Black		
	4.92-5.16	Black		4.07-4.20	White/Gray		
	5.17-5.32	White/Gray					
6" x 4"	5.95-6.05	Red	X	3.95-4.05	Red	37	244.60
	6.54-6.76	Red		4.45-4.60	Red		
	6.81-7.12	Black		4.70-4.91	Black		
	7.17-7.37	Black		4.92-5.16	Black		
	7.37-7.60	White/Gray		5.17-5.32	White/Gray		

Larger, fabricated steel reducing couplings are detailed in catalog section N.

To Order: Find the range for each pipe O.D. and complete the catalog number by using the top O.D. of each range. For example, to couple 6.63 O.D. PVC to 4.50 O.D. PVC the catalog number would be FRC-676-460.

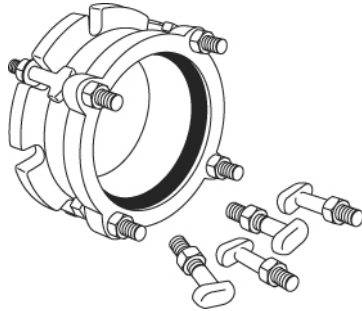
REDUCING COUPLING PARTS ALL COMPONENTS ARE PRICED "EACH"

NOMINAL PIPE SIZE	CENTER SLEEVE CATALOG NO.	CENTER SLEEVE LIST PRICE	*LARGE END RING CATALOG NO.	LARGE END RING LIST PRICE	*SMALL END RING CATALOG NO.	SMALL END RING LIST PRICE	LARGE GASKET LIST PRICE	SMALL GASKET LIST PRICE	BOLTS AND NUTS	
									No. REQ.	LIST PRICE
4" x 3"	FRC-CR-4-3	\$ 49.59	FRC-LRER-4 FRC-LBER-4 FRC-LWER-4	\$ 36.71	FRC-SRER-3 FRC-SBER-3 FRC-SWER-3	\$ 64.25	\$ 13.43	\$ 11.07	4	\$ 6.47
6" x 4"	FRC-CR-6-4	114.35	FRC-LRER-6 FRC-LBER-6 FRC-LWER-6	37.81	FRC-SRER-4 FRC-SBER-4 FRC-SWER-4	86.87	14.06	13.43	5	6.47

* Include range as indicated in FRC product table when ordering 4" and 6" black end rings.



FORD IRON FLANGED COUPLING ADAPTERS STYLE FFCA



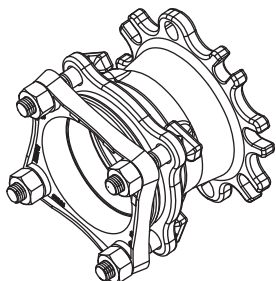
NOM. PIPE SIZE	PIPE O.D. RANGE	END RING COLOR CODE	CATALOG NUMBER	OPTIONAL ANCHOR STUDS	APPROX. WT. LBS.	LIST PRICE
3"	3.45-3.60	Red	FFCA-360	2	18	\$ 160.11
	3.70-3.88	Black	FFCA-388		18	
	3.91-4.06	Black	FFCA-406		18	
	4.07-4.20	White/Gray	FFCA-420		18	
4"	4.45-4.60	Red	FFCA-460	2	22	197.78
	4.70-4.91	Black	FFCA-491		22	
	4.92-5.16	Black	FFCA-516		22	
	5.17-5.32	White/Gray	FFCA-532		22	
6"	6.54-6.76	Red	FFCA-676	2	31	252.91
	6.81-7.12	Black	FFCA-712		31	
	7.17-7.37	Black	FFCA-737		31	
	7.37-7.60	White/Gray	FFCA-760		31	
8"	8.50-8.75	Red	FFCA-875	4	42	347.08
	8.76-9.17	Black	FFCA-917		42	
	9.22-9.50	Black	FFCA-950		42	
	9.49-9.79	White/Gray	FFCA-979		42	
10"	10.69-10.85	Red	FFCA-1085	4	55	628.98
	11.04-11.40	Black	FFCA-1140		55	
12"	12.72-12.84	Red	FFCA-1284	4	63	697.26
	13.14-13.56	Black	FFCA-1356		63	

Larger, fabricated steel flanged coupling adapters are detailed in catalog section N.

Note: Optional anchor studs are available at \$ **38.84** for each stud. For two studs add "-AS2" to the catalog number; for four studs add "-AS4" to the catalog number. This coupling is furnished with tee-head bolts and a built-in O-ring gasket.

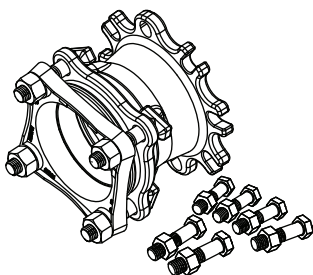
End rings and gaskets for FFCA's are not interchangeable with the balance of the Ford coupling system.

SERIES MJFA FLANGE ADAPTER



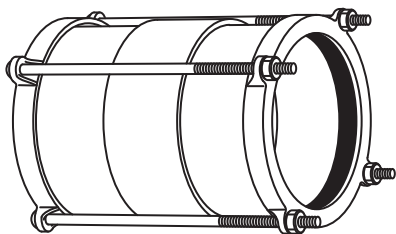
NOM. PIPE SIZE	PIPE O.D. RANGE	CATALOG NUMBER	T-BOLTS / NUTS		APPROX. WT. LBS.	LIST PRICE
			QTY.	SIZE		
3"	3.50-3.96	MJFA-3-I	4	5/8" x 3"	15	\$ 112.11
4"	4.21-4.80	MJFA-4-I	4	3/4" x 4"	18	115.37
6"	6.27-6.90	MJFA-6-I	6	3/4" x 4"	35	170.70
8"	8.40-9.05	MJFA-8-I	6	3/4" x 4-1/2"	41	254.34
10"	10.50-11.10	MJFA-10-I	8	3/4" x 4-1/2"	56	366.91
12"	12.50-13.20	MJFA-12-I	8	3/4" x 4-1/2"	75	460.92

SERIES MJFA FLANGE ADAPTER WITH FLANGE BOLT



NOM. PIPE SIZE	PIPE O.D. RANGE	CATALOG NUMBER	T-BOLTS / NUTS		FLANGE BOLTS / NUTS		APPROX. WT. LBS.	LIST PRICE
			QTY.	SIZE	QTY.	SIZE		
3"	3.50-3.96	MJFA-3A-I	4	5/8" x 3"	4	5/8" x 2-1/2"	18	\$ 125.12
4"	4.21-4.80	MJFA-4A-I	4	3/4" x 4"	8	5/8" x 2-1/2"	21	125.69
6"	6.27-6.90	MJFA-6A-I	6	3/4" x 4"	8	3/4" x 2-3/4"	41	193.84
8"	8.40-9.05	MJFA-8A-I	6	3/4" x 4-1/2"	8	3/4" x 2-3/4"	47	275.73
10"	10.50-11.10	MJFA-10A-I	8	3/4" x 4-1/2"	12	7/8" x 3"	68	404.09
12"	12.50-13.20	MJFA-12A-I	8	3/4" x 4-1/2"	12	7/8" x 3-1/2"	88	499.29

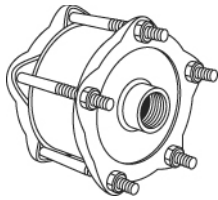
FORD CUT-IN COUPLINGS STYLE FRR (15" LONG)



NOM. PIPE SIZE	PIPE O.D. RANGE	CATALOG NUMBER	APPROX. WT. LBS.	LIST PRICE
4"	4.80-5.14	FRR-514	38	\$ 354.22
	5.15-5.57	FRR-557	38	354.22
6"	6.90-7.20	FRR-720	61	449.01
	7.21-7.56	FRR-756	61	449.01
8"	9.05-9.40	FRR-940	82	519.68
	9.40-9.74	FRR-974	82	544.93
10"	11.10-11.40	FRR-1140	105	750.62
	11.42-11.77	FRR-1177	105	750.62
	11.77-12.12	FRR-1212	105	927.48
12"	13.20-13.50	FRR-1350	135	978.14
	13.69-14.04	FRR-1404	135	993.29
	14.03-14.38	FRR-1438	135	1051.81



FORD END CAP COUPLINGS STYLE FEC

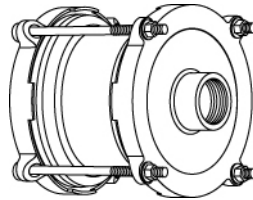


NOM. PIPE SIZE	PIPE O.D. RANGE	CATALOG NUMBER	APPROX. WT. LBS.	LIST PRICE	END CAP ONLY (INCLUDES GASKET)		LIST PRICE
					FC1 COUPLING	FC2A COUPLING	
4"	4.00	FEC-400	21	\$ 195.49	FEC1-4	FEC2-4	\$ 112.83
	4.50	FEC-450					
	4.80-5.14	FEC-514					
	5.15-5.57	FEC-557					
6"	6.00	FEC-600	31	248.16	FEC1-6	FEC2-6	127.00
	6.63	FEC-663					
	6.90-7.20	FEC-720					
	7.21-7.56	FEC-756					
8"	8.00	FEC-800	41	300.06	FEC1-8	FEC2-8	143.86
	8.63	FEC-863					
	9.05-9.40	FEC-940					
	9.40-9.74	FEC-974					
10"	11.10-11.40	FEC-1140	55	427.10	FEC1-10	FEC2-10	186.55
	11.77-12.12	FEC-1212					
12"	13.20-13.50	FEC-1350	66	513.54	FEC1-12	FEC2-12	213.31

Caution: Customer is cautioned to provide proper thrust resistance to prevent movement on pipe.

Note: 2" male iron pipe plugs are not included. Larger fabricated end cap couplings are listed in section "N". Additional end caps which are not listed above are available upon request. Please specify coupling catalog number on which the end cap will be installed.

FORD END CAP FOR ULTRA-FLEX WIDE RANGE COUPLINGS

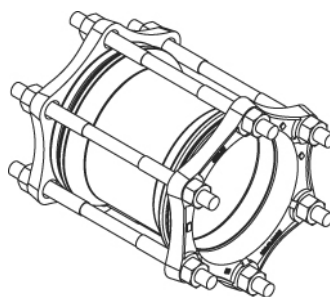


NOM. PIPE SIZE	PIPE O.D. RANGE (INCHES)	CATALOG NUMBER	APPROX. WT. LBS.	LIST PRICE	END CAP ONLY	END CAP WT. LBS.	LIST PRICE
4"	3.96-5.60	FC2W-4-EC	44	\$ 247.14	FECW-4	9	\$ 87.13
6"	6.23-7.60	FC2W-6-EC	57	322.43	FECW-6	13	95.81
8"	8.40-9.75	FC2W-8-EC	75	395.79	FECW-8	23	128.40
10"	10.77-12.12	FC2W-10-EC	138	738.59	FECW-10	62	367.45
12"	12.75-14.38	FC2W-12-EC	178	913.13	FECW-12	80	490.36

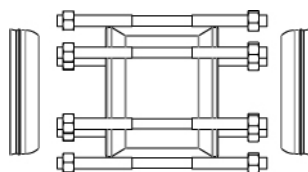
FORD ULTRA-FLEX LONG SLEEVE WIDE RANGE COUPLINGS Style FC2W-EC (12" long)

NOM. PIPE SIZE	PIPE O.D. RANGE		CATALOG NUMBER	SLEEVE LENGTH	LIST PRICE	END CAP ONLY	LIST PRICE
	INCHES	MM					
4"	3.96-5.60	100.5-142.2	FC2W-4-L12-EC	12"	\$ 323.22	FECW-4	\$ 87.13
6"	6.23-7.80	158.2-193.0	FC2W-6-L12-EC	12"	401.77	FECW-6	95.81
8"	8.40-9.75	213.3-247.6	FC2W-8-L12-EC	12"	552.20	FECW-8	128.40
10"	10.75-12.12	273.0-307.8	FC2W-10-L12-EC	12"	862.70	FECW-10	367.45
12"	12.75-14.38	323.8-365.25	FC2W-12-L12-EC	12"	1090.19	FECW-12	490.36

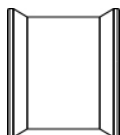
MECHANICAL JOINT COUPLING STYLE MJC



NOM. PIPE SIZE	PIPE O.D. RANGE	CATALOG NUMBER	RODS AND NUTS		APPROX. Wt. LBS.	LIST PRICE
			QTY.	SIZE		
4"	4.21-4.80	MJC-4-I	4	3/4" x 14"	25	\$ 143.35
6"	6.27-6.90	MJC-6-I	6	3/4" x 14"	43	213.87
8"	8.40-9.05	MJC-8-I	6	3/4" x 14"	50	228.07
10"	10.50-11.10	MJC-10-I	8	3/4" x 14"	69	327.27
12"	12.50-13.20	MJC-12-I	8	3/4" x 14"	76	395.76



SLEEVE KITS
(CENTER SLEEVE, RODS,
NUTS AND GASKETS)



CENTER SLEEVE



RODS



SO-EZ MJ GASKET

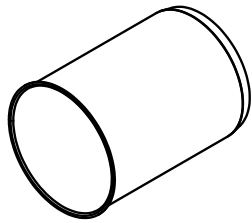
COMPONENT PARTS

NOM. PIPE SIZE	SLEEVE KITS (SLEEVE, RODS AND GASKETS)	LIST PRICE	CENTER SLEEVE CATALOG NUMBER	LIST PRICE	GASKET CATALOG NUMBER	LIST PRICE	ROD CATALOG NUMBER	ROD SIZE	QTY.	LIST PRICE	NUTS	QTY.	LIST PRICE
3"	RCAK-3	\$ 91.92	MJCS-3-I	\$ 42.51	SO-EZ-3	\$ 9.82	DER-34-14	3/4" x 14"	4	\$ 5.94	HHN-34	8	\$ 1.36 ea.
4"	RCAK-4	93.78	MJCS-4-I	44.36	SO-EZ-4	10.22	DER-34-14	3/4" x 14"	4	5.94	HHN-34	8	1.36 ea.
6"	RCAK-6	139.53	MJCS-6-I	66.54	SO-EZ-6	14.56	DER-34-14	3/4" x 14"	6	5.94	HHN-34	12	1.36 ea.
8"	RCAK-8	169.24	MJCS-8-I	93.24	SO-EZ-8	16.63	DER-34-14	3/4" x 14"	6	5.94	HHN-34	12	1.36 ea.
10"	RCAK-10	210.85	MJCS-10-I	102.27	SO-EZ-10	27.20	DER-34-14	3/4" x 14"	8	5.94	HHN-34	16	1.36 ea.
12"	RCAK-12	230.94	MJCS-12-I	115.60	SO-EZ-12	31.11	DER-34-14	3/4" x 14"	8	5.94	HHN-34	16	1.36 ea.

- Options:** **SH** Standard coated coupling with stainless steel nuts and bolts: Add "-SH" to the catalog number.
ESH Epoxy coated coupling with stainless steel nuts and bolts: Add "-ESH" to the catalog number.
 Example: FC2A-690-720-ESH is an FC2A coupling with epoxy coating and stainless steel nuts and bolts.
N Coupling with Buna-N gaskets: Add "-N" to the catalog number and add 5% of the standard coupling price to the list price.



STAINLESS STEEL INSERT STIFFENERS



NOM. PIPE SIZE	* CATALOG NUMBER	LENGTH	APPROX. WT. LBS.	LIST PRICE
3"	INSERT-3-xxx	6"-8"	1.7	\$ 113.98
4"	INSERT-4-xxx	7-3/8"	1.0	135.65
6"	INSERT-6-xxx		2.1	95.20
8"	INSERT-8-xxx		2.8	103.87
10"	INSERT-10-xxxx		3.5	112.40
12"	INSERT-12-xxxx		4.1	122.48
14"	INSERT-14-xxxx		5.7	145.42
16"	INSERT-16-xxxx		6.5	153.64
18"	INSERT-18-xxxx		7.4	166.43
20"	INSERT-20-xxxx		8.2	172.55
24"	INSERT-24-xxxx		9.6	196.40
30"	INSERT-30-xxxx		20.4	298.73
36"	INSERT-36-xxxx		25.0	398.17

* When ordering, the pipe inside diameter is required. For example, when ordering for an 8" pipe with an I.D. of 7.305", the part number is INSERT-8-731
 Stainless steel insert stiffeners with an OD of 4" or larger will be 7-3/8" in length
 Contact factory for sizes larger than 36"

INSERT NUMBERING SYSTEM

Nominal Pipe Size

Optional 316 SS

INSERT-8-xxxx-Q

Measured Pipe I.D.